

IPEDS 2020-21 Data Collection System

IPEDS HELP DESK (877) 225-2568 | ipedshelp@rti.org

OMB NO. 1850-0582 v.27 : Approval Expires 8/31/2022

User ID: p1397551

12-month Enrollment 2020-21

Institution: Georgia Institute of Technology-Main Campus (139755)

User ID: p1397551

Overview

12-month Enrollment Overview

The 12-month Enrollment component collects unduplicated student enrollment counts and instructional activity data for an entire 12-month period. Using the instructional activity data reported, a full-time equivalent (FTE) student enrollment at the undergraduate and graduate level is estimated (4-year institutions only). Institutions with Doctor's - professional practice students will also report the FTE enrollment of those students (4-year institutions only). NCES uses the FTE enrollment to produce indicators such as expenses by function per FTE as reported in the IPEDS Data Feedback Report.

Data Reporting Reminder:

- All institutions must use the July 1 - June 30 reporting period.
- Report data to accurately reflect the time period corresponding with the IPEDS survey component, even if such reporting is seemingly inconsistent with prior-year reporting. For example, if a summer term began later than usual due to Coronavirus Pandemic postponements, continue to report using the timeframes as defined in the IPEDS instructions. NCES expects that some data reported during the 2020-21 data collection year will vary from established prior trends due to the impacts of Coronavirus Pandemic. If an error edit is triggered even when submitting accurate data, please indicate in the corresponding context box or verbally to the Help Desk that the seemingly inconsistent data are accurate and reflect the effects of Coronavirus Pandemic.

Changes to reporting for 2020-21:

- Unduplicated enrollment counts of undergraduate students are collected by gender, attendance status (full-time, part-time), race/ethnicity, first-time (entering), transfer-in (non-first-time entering), continuing/returning, and degree/certificate-seeking statuses.
- Unduplicated enrollment counts by distance education status are collected.

Resources:

- To download the survey materials for this component: [Survey Materials](#)
- To access your prior year data submission for this component: [Reported Data](#)

If you have questions about completing this survey, please contact the IPEDS Help Desk at 1-877-225-2568.

Institution: Georgia Institute of Technology-Main Campus (139755)


User ID: p1397551

Undergraduate Instructional Activity Type

Which instructional activity units will you use to report undergraduate instructional activity?

- Undergraduate instructional activity data in Part B may be reported in units of clock hours or credit hours.
- Please note that any graduate level instructional activity must be reported in credit hours. (4-year institutions only)

- Clock hours
- Credit hours
- Both clock and credit hours (some undergraduate programs measured in clock hours and some measured in credit hours)

 You may use the box below to provide additional context for the data you have reported above. Context notes will be posted on the College Navigator website. Therefore, you should write all context notes using proper grammar (e.g., complete sentences with punctuation) and common language that can be easily understood by students and parents (e.g., spell out acronyms).

Institution: Georgia Institute of Technology-Main Campus (139755)

User ID: p1397551

Part A - Unduplicated Count for Full-time Undergraduate Students

12-month Unduplicated Count by Race/Ethnicity and Gender - Full-time Undergraduate Students

July 1, 2019 – June 30, 2020

Reporting Reminders:

- The 12-month unduplicated count must be equal or greater than the corresponding prior year fall enrollment.
- Report Hispanic/Latino individuals of any race as Hispanic/Latino
- Report race for non-Hispanic/Latino individuals only
- Even though Teacher Preparation certificate programs may require a bachelor's degree for admission, they are considered subbaccalaureate undergraduate programs, and students in these programs are undergraduate students.

Men

Students enrolled for <u>credit</u>	<u>Degree/certificate-seeking</u>			Total degree/certificate-seeking	Non-degree/non-certificate-seeking	Total, Full-time undergraduate students
	<u>First-time</u>	<u>Transfer-in</u> (non-first-time entering)	<u>Continuing/Returning</u>			
<u>Nonresident alien</u>	212	82	701	995	158	1,153
<u>Hispanic/Latino</u>	123	46	481	650	4	654
<u>American Indian or Alaska Native</u>	3	0	5	8	0	8
<u>Asian</u>	439	164	1,463	2,066	5	2,071
<u>Black or African American</u>	108	41	452	601	1	602
<u>Native Hawaiian or Other Pacific Islander</u>	0	0	3	3	0	3
<u>White</u>	795	243	3,238	4,276	13	4,289
Two or more races	70	24	248	342	0	342
<u>Race and ethnicity unknown</u>	21	4	202	227	0	227
Total men	1,771	604	6,793	9,168	181	9,349

Women

Students enrolled for <u>credit</u>	<u>Degree/certificate-seeking</u>			Total degree/certificate-seeking	Non-degree/non-certificate-seeking	Total, Full-time undergraduate students
	<u>First-time</u>	<u>Transfer-in</u> (non-first-time entering)	<u>Continuing/Returning</u>			
<u>Nonresident alien</u>	116	55	339	510	76	586
<u>Hispanic/Latino</u>	104	26	329	459	1	460
<u>American Indian or Alaska Native</u>	0	0	2	2	0	2
<u>Asian</u>	333	89	955	1,377	6	1,383
<u>Black or African American</u>	98	32	352	482	0	482
<u>Native Hawaiian or Other Pacific Islander</u>	2	0	1	3	0	3
<u>White</u>	580	99	2,085	2,764	10	2,774
Two or more races	67	5	211	283	0	283
<u>Race and ethnicity unknown</u>	9	3	131	143	0	143
Total women	1,309	309	4,405	6,023	93	6,116

Grand total (2019-20)	3,080	913	11,198	15,191	274	15,465
Prior year data:						
Total Full-time undergraduate enrollment Fall 2019 <i>NOTE: Grand total (2019-20) calculated above is expected to be greater than total Full-time undergraduate enrollment Fall 2019.</i>	3,073	670	10,389	14,132	178	14,310

Institution: Georgia Institute of Technology-Main Campus (139755)

User ID: p1397551

Part A - Unduplicated Count for Part-time Undergraduate Students

12-month Unduplicated Count by Race/Ethnicity and Gender - Part-time Undergraduate Students

July 1, 2019 – June 30, 2020

Reporting Reminders:

- The 12-month unduplicated count must be equal or greater than the corresponding prior year fall enrollment.
- Report Hispanic/Latino individuals of any race as Hispanic/Latino
- Report race for non-Hispanic/Latino individuals only
- Even though Teacher Preparation certificate programs may require a bachelor's degree for admission, they are considered subbaccalaureate undergraduate programs, and students in these programs are undergraduate students.

Men

Students enrolled for <u>credit</u>	Degree/certificate-seeking			Total degree/certificate-seeking	Non-degree/non-certificate-seeking	Total, Part-time undergraduate students
	First-time	Transfer-in (non-first-time entering)	Continuing/Returning			
<u>Nonresident alien</u>	0	2	51	53	16	69
<u>Hispanic/Latino</u>	0	4	75	79	17	96
<u>American Indian or Alaska Native</u>	0	0	0	0	0	0
<u>Asian</u>	0	13	176	189	213	402
<u>Black or African American</u>	0	0	74	74	32	106
<u>Native Hawaiian or Other Pacific Islander</u>	0	0	0	0	0	0
<u>White</u>	5	15	432	452	167	619
Two or more races	0	3	34	37	25	62
<u>Race and ethnicity unknown</u>	0	0	22	22	21	43
Total men	5	37	864	906	491	1,397

Women

Students enrolled for <u>credit</u>	Degree/certificate-seeking			Total degree/certificate-seeking	Non-degree/non-certificate-seeking	Total, Part-time undergraduate students
	First-time	Transfer-in (non-first-time entering)	Continuing/Returning			
<u>Nonresident alien</u>	0	0	16	16	6	22
<u>Hispanic/Latino</u>	0	0	46	46	14	60
<u>American Indian or Alaska Native</u>	0	0	0	0	0	0
<u>Asian</u>	1	6	107	114	96	210
<u>Black or African American</u>	0	0	29	29	15	44
<u>Native Hawaiian or Other Pacific Islander</u>	0	0	0	0	0	0
<u>White</u>	1	7	246	254	78	332
Two or more races	0	1	22	23	9	32
<u>Race and ethnicity unknown</u>	0	0	20	20	20	40
Total women	2	14	486	502	238	740

Grand total (2019-20)	7	51	1,350	1,408	729	2,137
Prior year data:						
Total Part-time undergraduate enrollment Fall 2019 <i>NOTE: Grand total (2019-20) calculated above is expected to be greater than total Part-time undergraduate enrollment Fall 2019.</i>	3	22	1,017	1,042	612	1,654

Institution: Georgia Institute of Technology-Main Campus (139755)

User ID: p1397551

Part A - Unduplicated Count for Graduate Students

12-month Unduplicated Count by Race/Ethnicity and Gender - Graduate Students

July 1, 2019 – June 30, 2020

Reporting Reminders:

- The 12-month unduplicated count must be equal or greater than the corresponding prior year fall enrollment.
- Report Hispanic/Latino individuals of any race as Hispanic/Latino
- Report race for non-Hispanic/Latino individuals only
- Report **all** postbaccalaureate degree and certificate students as graduate students, **including any doctor's - professional practice students (formerly first-professional)**

Men

Students <u>enrolled for credit</u>	<u>Graduate students</u>
<u>Nonresident alien</u>	6,881
<u>Hispanic/Latino</u>	1,095
<u>American Indian or Alaska Native</u>	10
<u>Asian</u>	3,013
<u>Black or African American</u>	610
<u>Native Hawaiian or Other Pacific Islander</u>	13
<u>White</u>	7,388
Two or more races	430
<u>Race and ethnicity unknown</u>	117
Total men	19,557
Total men prior year	16,664

Women

Students <u>enrolled for credit</u>	<u>Graduate students</u>
<u>Nonresident alien</u>	2,543
<u>Hispanic/Latino</u>	275
<u>American Indian or Alaska Native</u>	3
<u>Asian</u>	1,057
<u>Black or African American</u>	284
<u>Native Hawaiian or Other Pacific Islander</u>	0
<u>White</u>	1,711
Two or more races	143
<u>Race and ethnicity unknown</u>	42
Total women	6,058
Total women prior year	4,887

Grand total (2019-20)	25,615
Prior year data:	
Unduplicated headcount (2018-19)	21,551
i Total enrollment Fall 2019 <i>NOTE: Grand total (2019-20) calculated above is expected to be greater than Total enrollment Fall 2019.</i>	20,338

Institution: Georgia Institute of Technology-Main Campus (139755)


User ID: p1397551

Part A – 12-month Enrollment by Distance Education Status

12-month Unduplicated Count - Distance Education Status

July 1, 2019 – June 30, 2020

	Undergraduate Students		Graduate Students
	Degree/certificate-seeking	Non-degree/non-certificate-seeking	
Students <i>enrolled exclusively</i> in distance education courses	<input type="text" value="398"/>	<input type="text" value="476"/>	<input checked="" type="checkbox"/> <input type="text" value="10,339"/>
Students <i>enrolled in at least one but not all</i> distance education courses	<input type="text" value="11,816"/>	<input type="text" value="42"/>	<input type="text" value="6,230"/>
Students <i>not enrolled in any</i> distance education courses	4,385	485	9,046
Total (from prior part A screens)	16,599	1,003	25,615

 You may use the box below to provide additional context for the data you have reported above. Context notes will be posted on the College Navigator website. Therefore, you should write all context notes using proper grammar (e.g., complete sentences with punctuation) and common language that can be easily understood by students and parents (e.g., spell out acronyms).

Part B - Instructional Activity

12-month Instructional Activity

July 1, 2019 - June 30, 2020

Instructional Activity Reporting Reminder:

- Instructional activity is used to calculate an IPEDS FTE based on the institution's reported calendar system.
- Graduate credit hour activity should not include any doctor's – professional practice activity, the total of those students' FTE is entered separately instead.


FTE Reporting Reminder:

- Institutions need not report their own calculations of undergraduate or graduate FTE unless IPEDS FTE calculations would be misleading for comparison purposes among all IPEDS reporting institutions.

Instructional Activity

	2019-20 total activity	Prior year data
Undergraduate level:		
<u>Credit hour activity</u>	460,525	451,739
Graduate level:		
<u>Credit hour activity</u>	384,078	349,783

Full-Time Equivalent (FTE) of Students

Calendar system (as reported on the prior year IC Header survey component):	Semester		
<p>If the IPEDS <u>calculated</u> FTE estimates below are not reasonable, AND you have reported the correct instructional activity hours above, enter your best FTE estimate in the "Institution reported FTE" column below and save the page. This option should be used ONLY if the calculated estimate is not reasonable for your institution and IPEDS comparisons.</p> <p>Please provide your best estimate of undergraduate and graduate FTE for the 12-month reporting period only if the calculated FTE estimate below is not reasonable for IPEDS comparison purposes. Please provide an explanation in the context box if the option is used due to Coronavirus Pandemic.</p>			
	Calculated FTE 2019-20	Institution reported FTE 2019-20	Prior year FTE 2018-19
Undergraduate student FTE	15,351	15,351	15,058
Graduate student FTE	16,003	16,003	14,574
Total FTE students	31,354	31,354	29,632
<p> Context notes will be posted on the College Navigator website. Therefore, you should write all context notes using proper grammar (e.g., complete sentences with punctuation) and common language that can be easily understood by students and parents (e.g., spell out acronyms).</p> <div style="border: 1px solid black; height: 60px; width: 100%;"></div>			

Prepared by

Prepared by

Reporting Reminders:

- The name of the preparer is being collected so that we can follow up with the appropriate person in the event that there are questions concerning the data.
- The Keyholder will be copied on all email correspondence to other preparers.
- The time it took to prepare this component is being collected so that we can continue to improve our estimate of the reporting burden associated with IPEDS.
- Please include in your estimate the time it took for you to review instructions, query and search data sources, complete and review the component, and submit the data through the Data Collection System.
- Thank you for your assistance.

This survey component was prepared by:

<input checked="" type="radio"/>	Keyholder	<input type="radio"/>	SFA Contact	<input type="radio"/>	HR Contact
<input type="radio"/>	Finance Contact	<input type="radio"/>	Academic Library Contact	<input type="radio"/>	Other
Name:	<input type="text" value="Sandra Kinney"/>				
Email:	<input type="text" value="sandra.kinney@irp.gatech.edu"/>				

How many staff from your institution only were involved in the data collection and reporting process of this survey component?

Number of Staff (including yourself)

How many hours did you and others from your institution only spend on each of the steps below when responding to this survey component?
Exclude the hours spent collecting data for state and other reporting purposes.

Staff member	Collecting Data Needed	Revising Data to Match IPEDS Requirements	Entering Data	Revising and Locking Data
Your office	<input type="text" value="1.00"/> hours	<input type="text" value="1.00"/> hours	<input type="text" value="1.00"/> hours	<input type="text" value="1.00"/> hours
Other offices	<input type="text" value="1.00"/> hours	<input type="text"/>	<input type="text"/>	<input type="text"/>

Institution: Georgia Institute of Technology-Main Campus (139755)

User ID: p1397551

Summary screen

12-Month Enrollment Component Summary

IPEDS collects important information regarding your institution. All data reported in IPEDS survey components become available in the IPEDS Data Center and appear as aggregated data in various Department of Education reports. Additionally, some of the reported data appears specifically for your institution through the College Navigator website and is included in your institution's Data Feedback Report (DFR). The purpose of this summary is to provide you an opportunity to view some of the data that, when accepted through the IPEDS quality control process, will appear on the College Navigator website and/or your DFR. College Navigator is updated approximately three months after the data collection period closes and Data Feedback Reports will be available through the [Data Center](#) and sent to your institution's CEO in November 2020.

Please review your data for accuracy. If you have questions about the data displayed below after reviewing the data reported on the survey screens, please contact the IPEDS Help Desk at: 1-877-225-2568 or ipedshelp@rti.org.

12-Month Unduplicated Headcount and Full-Time Equivalent Students	
Total 12-month unduplicated headcount	43,217
Undergraduate student unduplicated headcount	17,602
Graduate student unduplicated headcount	25,615
Total 12-month full-time equivalent (FTE) student enrollment	31,354
Undergraduate student FTE	15,351
Graduate student FTE	16,003

Institution: Georgia Institute of Technology-Main Campus (139755)

User ID: p1397551

Edit Report

12-month Enrollment

Source	Description	Severity	Resolved	Options
Screen: Distance Education Status				
Screen Entry	The number of Graduate Students - Enrolled exclusively in distance education courses (10,339) is expected to be equal or greater than that of prior year Fall Enrollment survey(12,827). Please correct your data or explain. (Error #9866)	Explanation	Yes	
Reason	Georgia Tech has several online programs that have been growing at a tremendous rate. Georgia Tech has recently added an online program in analytics and internet security that account for the increase in online graduate students.			