

# IPEDS 2022-23 Data Collection System

IPEDS HELP DESK (877) 225-2568 | [ipedshelp@rti.org](mailto:ipedshelp@rti.org)  
OMB NO. 1850-0582 v.30 : Approval Expires 8/31/2025  
User ID: P1397551

## Fall Enrollment 2022-23

Institution: Georgia Institute of Technology-Main Campus (139755)

User ID: P1397551

### Overview

#### Fall Enrollment Overview

The Fall Enrollment component collects student enrollment counts by level of student, enrollment status, gender and race/ethnicity. In addition, first-time students' fall-to-fall retention rates and the student-to-faculty ratio are collected. Enrollment by age is required in odd-numbered years, and enrollment by residence of first-time undergraduates is required in even-numbered years.

Institutions operating on a traditional academic year calendar (semester, trimester, quarter, or 4-1-4) report Fall enrollment as of the institution's official fall reporting date or October 15. Institutions operating on a calendar that differs by program or that enrolls students on a continuous basis (referred to as program reporters) report Fall enrollment as students enrolled any time during the period August 1 and October 31.

#### Data reporting reminders:

- Report data to accurately reflect the time period corresponding with the IPEDS survey component, even if such reporting is seemingly inconsistent with prior year reporting.
- Part B, Enrollment of students by age, is optional this year.
- Part C, Residence of first-time degree/certificate-seeking undergraduates, is required this year.
- For reporting students studying in consortium agreements, please refer to the Resource page at <https://nces.ed.gov/ipeds/report-your-data/data-tip-sheet-reporting-data-consortium-institutions>.

#### Changes in reporting:

The following changes were implemented for the 2022-23 data collection period:

- The "Nonresident alien" terminology has been changed to "U.S. Nonresident" but should include the same category of students.
- A question about gender has been added after Part A – Fall Enrollment Summary to collect information about students for whom gender does not fit the binary gender (Men/Women) categories provided. **Institutions should still allocate those students to the Men/Women categories in other screens of the survey component at this time.** New FAQs have been added to help institutions with this reporting.
- References to summer term were changed to summer session.
- FAQ #8 on consistent reporting of EF, E12, and OM has been updated for clarification.

#### Resources:

- To download the survey materials for this component: [Survey Materials](#)
- To access your prior year data submission for this component: [Reported Data](#)

If you have questions about completing this survey, please contact the **IPEDS Help Desk at 1-877-225-2568**.

Institution: Georgia Institute of Technology-Main Campus (139755)

User ID: P1397551

### Part Selection

Completion of Part B (Enrollment of Students by Age) is optional this year.

**Do you wish to complete Part B this year?**

If you select 'Yes', you will be expected to complete the Part B screens.

If you select 'No', you will skip Part B.

- No, I will not complete Part B
- Yes, I will complete Part B

Institution: Georgia Institute of Technology-Main Campus (139755)


User ID: P1397551

## Fall Enrollment - CIP CODE Selection


Indicate which of the following fields of study are offered by your institution. In addition to reporting total undergraduate and graduate fall enrollments every year, in even-numbered years you are to report the subset of enrollments that fall within each of the CIP codes listed below.

Fields for which enrollment was reported for Fall 2020 have already been checked; please make sure all listed fields that are offered by your institution are checked.

Note: CIP codes listed below may not reflect all fields of study offered by your institution, therefore the subset of enrollments by CIP codes selected may not sum to your institution's total fall enrollment.

UNDERGRADUATE AND GRADUATE FIELDS	
<input type="checkbox"/>	13.0000 -- Education
<input checked="" type="checkbox"/>	14.0000 -- Engineering
<input checked="" type="checkbox"/>	26.0000 -- Biological and Biomedical Sciences
<input checked="" type="checkbox"/>	27.0000 -- Mathematics
<input checked="" type="checkbox"/>	40.0000 -- Physical Sciences
<input checked="" type="checkbox"/>	52.0000 -- Business, Management, Marketing, and Related Support Services
GRADUATE-ONLY FIELDS	
<input type="checkbox"/>	22.0101 -- Law (LL.B., J.D.)
<input type="checkbox"/>	51.0401 -- Dentistry (D.D.S., D.M.D.)
<input type="checkbox"/>	 51.1201 -- Medicine (M.D.)
<input type="checkbox"/>	None of the above

Yes, I confirm that I reviewed the fields of study are offered by my institution above.

 You may use the box below to provide additional context for the data you have reported above. Context notes will be posted on the College Navigator website. Therefore, you should write all context notes using proper grammar (e.g., complete sentences with punctuation) and common language that can be easily understood by students and parents (e.g., spell out acronyms).

Institution: Georgia Institute of Technology-Main Campus (139755)

User ID: P1397551

## Part A - Fall Enrollment for Full-Time Undergraduate Students

Enrollment as of the institution's official fall reporting date or as of **October 15, 2022**

## Full-time Undergraduate Students

## Reporting Reminders:

- Report Hispanic/Latino individuals of any race as Hispanic/Latino
- Report race for non-Hispanic/Latino individuals only
- Even though Teacher Preparation certificate programs may require a bachelor's degree for admission, they are considered subbaccalaureate undergraduate programs, and students in these programs are undergraduate students.

## Men

Enrolled for <u>credit</u>	Degree/certificate-seeking				Non-degree/ non-certificate-seeking	Total, Full-time <u>undergraduate</u> students
	First-time	Non-first-time		Total degree/certificate-seeking		
		Transfer-in	Continuing/ Returning			
<u>U.S. Nonresident</u>	173	58	846	1,077	60	1,137
<u>Hispanic/Latino</u>	205	50	535	790	0	790
<u>American Indian or Alaska Native</u>	0	2	5	7	0	7
<u>Asian</u>	698	253	1,935	2,886	8	2,894
<u>Black or African American</u>	162	37	496	695	0	695
<u>Native Hawaiian or Other Pacific Islander</u>	0	1	2	3	0	3
<u>White</u>	753	222	2,731	3,706	5	3,711
<u>Two or more races</u>	86	44	293	423	0	423
<u>Race and ethnicity unknown</u>	23	3	71	97	0	97
<b>Total men</b>	<b>2,100</b>	<b>670</b>	<b>6,914</b>	<b>9,684</b>	<b>73</b>	<b>9,757</b>
<b>Total men prior year</b>	<b>2,000</b>	<b>601</b>	<b>6,461</b>	<b>9,062</b>	<b>37</b>	<b>9,099</b>

## Women

Enrolled for <u>credit</u>	Degree/certificate-seeking				Non-degree/ non-certificate-seeking	Total, Full-time <u>undergraduate</u> students
	First-time	Non-first-time		Total degree/certificate-seeking		
		Transfer-in	Continuing/ Returning			
<u>U.S. Nonresident</u>	112	29	492	633	19	652
<u>Hispanic/Latino</u>	132	20	372	524	1	525
<u>American Indian or Alaska Native</u>	0	1	2	3	0	3
<u>Asian</u>	525	145	1,249	1,919	2	1,921
<u>Black or African American</u>	159	19	408	586	0	586
<u>Native Hawaiian or Other Pacific Islander</u>	0	0	2	2	0	2
<u>White</u>	512	82	1,823	2,417	0	2,417
<u>Two or more races</u>	74	12	201	287	2	289
<u>Race and ethnicity unknown</u>	16	1	38	55	0	55
<b>Total women</b>	<b>1,530</b>	<b>309</b>	<b>4,587</b>	<b>6,426</b>	<b>24</b>	<b>6,450</b>
<b>Total women prior year</b>	<b>1,456</b>	<b>296</b>	<b>4,378</b>	<b>6,130</b>	<b>23</b>	<b>6,153</b>

<b>Grand total (men+women)</b>	<b>3,630</b>	<b>979</b>	<b>11,501</b>	<b>16,110</b>	<b>97</b>	<b>16,207</b>
<b>Grand total (men+women) prior year</b>	<b>3,456</b>	<b>897</b>	<b>10,839</b>	<b>15,192</b>	<b>60</b>	<b>15,252</b>



Institution: Georgia Institute of Technology-Main Campus (139755)

User ID: P1397551

## Part A - Fall Enrollment for Full-Time Undergraduate Students: CIP CODE:14.0000

Enrollment as of the institution's official fall reporting date or as of **October 15, 2022**

CIP CODE: 14.0000 -- Engineering

## Full-time undergraduate students

- Report Hispanic/Latino individuals of any race as Hispanic/Latino
- Report race for non-Hispanic/Latino individuals only

## Men

Enrolled for <u>credit</u>	Degree/certificate-seeking			Total degree/certificate-seeking	Non-degree/ non-certificate-seeking	Total, Full-time undergraduate students
	First-time	Non-first-time				
		Transfer-in	Continuing/ Returning			
U.S. Nonresident	69	38	411	518		518
Hispanic/Latino	124	26	318	468		468
American Indian or Alaska Native	0	1	2	3		3
Asian	240	84	756	1,080		1,080
Black or African American	81	19	218	318		318
Native Hawaiian or Other Pacific Islander	0	1	1	2		2
White	417	116	1,541	2,074		2,074
Two or more races	43	21	155	219		219
Race and ethnicity unknown	9	1	34	44		44
<b>Total men</b>	<b>983</b>	<b>307</b>	<b>3,436</b>	<b>4,726</b>	<b>0</b>	<b>4,726</b>

## Women

Enrolled for <u>credit</u>	Degree/certificate-seeking			Total degree/certificate-seeking	Non-degree/ non-certificate-seeking	Total, Full-time undergraduate students
	First-time	Non-first-time				
		Transfer-in	Continuing/ Returning			
U.S. Nonresident	46	12	251	309		309
Hispanic/Latino	59	8	168	235		235
American Indian or Alaska Native	0	1	2	3		3
Asian	159	25	404	588		588
Black or African American	50	10	175	235		235
Native Hawaiian or Other Pacific Islander	0	0	1	1		1
White	214	20	855	1,089		1,089
Two or more races	27	3	84	114		114
Race and ethnicity unknown	6	0	16	22		22
<b>Total women</b>	<b>561</b>	<b>79</b>	<b>1,956</b>	<b>2,596</b>	<b>0</b>	<b>2,596</b>
<b>Grand total (men+women)</b>	<b>1,544</b>	<b>386</b>	<b>5,392</b>	<b>7,322</b>	<b>0</b>	<b>7,322</b>
Grand total (men+women) 2020-21	1,555	359	6,127	8,041		8,041

Institution: Georgia Institute of Technology-Main Campus (139755)

User ID: P1397551

## Part A - Fall Enrollment for Full-Time Undergraduate Students: CIP CODE:26.0000

Enrollment as of the institution's official fall reporting date or as of **October 15, 2022**

CIP CODE: 26.0000 -- Biological and Biomedical Sciences

## Full-time undergraduate students

- Report Hispanic/Latino individuals of any race as Hispanic/Latino
- Report race for non-Hispanic/Latino individuals only

## Men

Enrolled for <u>credit</u>	Degree/certificate-seeking			Total degree/certificate-seeking	Non-degree/ non-certificate-seeking	Total, Full-time undergraduate students
	First-time	Non-first-time				
		Transfer-in	Continuing/ Returning			
U.S. Nonresident	3	3	10	16		16
Hispanic/Latino	7	2	20	29		29
American Indian or Alaska Native	0	0	0	0		0
Asian	38	13	83	134		134
Black or African American	9	2	19	30		30
Native Hawaiian or Other Pacific Islander	0	0	0	0		0
White	35	10	79	124		124
Two or more races	2	0	11	13		13
Race and ethnicity unknown	0	0	3	3		3
<b>Total men</b>	<b>94</b>	<b>30</b>	<b>225</b>	<b>349</b>	<b>0</b>	<b>349</b>

## Women

Enrolled for <u>credit</u>	Degree/certificate-seeking			Total degree/certificate-seeking	Non-degree/ non-certificate-seeking	Total, Full-time undergraduate students
	First-time	Non-first-time				
		Transfer-in	Continuing/ Returning			
U.S. Nonresident	10	0	11	21		21
Hispanic/Latino	15	0	44	59		59
American Indian or Alaska Native	0	0	0	0		0
Asian	85	21	183	289		289
Black or African American	30	0	64	94		94
Native Hawaiian or Other Pacific Islander	0	0	0	0		0
White	86	12	210	308		308
Two or more races	16	3	21	40		40
Race and ethnicity unknown	1	1	3	5		5
<b>Total women</b>	<b>243</b>	<b>37</b>	<b>536</b>	<b>816</b>	<b>0</b>	<b>816</b>
<b>Grand total (men+women)</b>	<b>337</b>	<b>67</b>	<b>761</b>	<b>1,165</b>	<b>0</b>	<b>1,165</b>
Grand total (men+women) 2020-21	272	59	713	1,044		1,044

Institution: Georgia Institute of Technology-Main Campus (139755)

User ID: P1397551

## Part A - Fall Enrollment for Full-Time Undergraduate Students: CIP CODE:27.0000

Enrollment as of the institution's official fall reporting date or as of **October 15, 2022**

CIP CODE: 27.0000 -- Mathematics and Statistics

## Full-time undergraduate students

- Report Hispanic/Latino individuals of any race as Hispanic/Latino
- Report race for non-Hispanic/Latino individuals only

## Men

Enrolled for <u>credit</u>	Degree/certificate-seeking			Total degree/certificate-seeking	Non-degree/ non-certificate-seeking	Total, Full-time undergraduate students
	First-time	Non-first-time				
		Transfer-in	Continuing/ Returning			
U.S. Nonresident	2	3	31	36		36
Hispanic/Latino	4	1	6	11		11
American Indian or Alaska Native	0	0	0	0		0
Asian	11	10	28	49		49
Black or African American	1	0	1	2		2
Native Hawaiian or Other Pacific Islander	0	0	0	0		0
White	21	7	55	83		83
Two or more races	4	2	7	13		13
Race/ethnicity unknown	1	1	2	4		4
<b>Total men</b>	<b>44</b>	<b>24</b>	<b>130</b>	<b>198</b>	<b>0</b>	<b>198</b>

## Women

Enrolled for <u>credit</u>	Degree/certificate-seeking			Total degree/certificate-seeking	Non-degree/ non-certificate-seeking	Total, Full-time undergraduate students
	First-time	Non-first-time				
		Transfer-in	Continuing/ Returning			
U.S. Nonresident	4	0	18	22		22
Hispanic/Latino	1	0	3	4		4
American Indian or Alaska Native	0	0	0	0		0
Asian	8	6	17	31		31
Black or African American	3	0	5	8		8
Native Hawaiian or Other Pacific Islander	0	0	0	0		0
White	18	2	20	40		40
Two or more races	1	0	2	3		3
Race/ethnicity unknown	1	0	0	1		1
<b>Total women</b>	<b>36</b>	<b>8</b>	<b>65</b>	<b>109</b>	<b>0</b>	<b>109</b>
<b>Grand total (men+women)</b>	<b>80</b>	<b>32</b>	<b>195</b>	<b>307</b>	<b>0</b>	<b>307</b>
Grand total (men+women) 2020-21	85	48	146	279		279

Institution: Georgia Institute of Technology-Main Campus (139755)

User ID: P1397551

## Part A - Fall Enrollment for Full-Time Undergraduate Students: CIP CODE:40.0000

Enrollment as of the institution's official fall reporting date or as of **October 15, 2022**

CIP CODE: 40.0000 -- Physical Sciences

## Full-time undergraduate students

- Report Hispanic/Latino individuals of any race as Hispanic/Latino
- Report race for non-Hispanic/Latino individuals only

## Men

Enrolled for <u>credit</u>	Degree/certificate-seeking			Total degree/certificate-seeking	Non-degree/ non-certificate-seeking	Total, Full-time undergraduate students
	First-time	Non-first-time				
		Transfer-in	Continuing/ Returning			
U.S. Nonresident	4	2	22	28		28
Hispanic/Latino	4	3	19	26		26
American Indian or Alaska Native	0	0	0	0		0
Asian	7	9	24	40		40
Black or African American	3	0	3	6		6
Native Hawaiian or Other Pacific Islander	0	0	0	0		0
White	33	14	75	122		122
Two or more races	4	3	7	14		14
Race/ethnicity unknown	0	0	2	2		2
<b>Total men</b>	<b>55</b>	<b>31</b>	<b>152</b>	<b>238</b>	<b>0</b>	<b>238</b>

## Women

Enrolled for <u>credit</u>	Degree/certificate-seeking			Total degree/certificate-seeking	Non-degree/ non-certificate-seeking	Total, Full-time undergraduate students
	First-time	Non-first-time				
		Transfer-in	Continuing/ Returning			
U.S. Nonresident	2	3	15	20		20
Hispanic/Latino	3	0	8	11		11
American Indian or Alaska Native	0	0	0	0		0
Asian	8	5	20	33		33
Black or African American	4	1	11	16		16
Native Hawaiian or Other Pacific Islander	0	0	0	0		0
White	24	7	77	108		108
Two or more races	2	1	8	11		11
Race/ethnicity unknown	0	0	1	1		1
<b>Total women</b>	<b>43</b>	<b>17</b>	<b>140</b>	<b>200</b>	<b>0</b>	<b>200</b>
<b>Grand total (men+women)</b>	<b>98</b>	<b>48</b>	<b>292</b>	<b>438</b>	<b>0</b>	<b>438</b>
Grand total (men+women) 2020-21	97	45	233	375		375

Institution: Georgia Institute of Technology-Main Campus (139755)

User ID: P1397551

## Part A - Fall Enrollment for Full-Time Undergraduate Students: CIP CODE:52.0000

**Enrollment as of the institution's official fall reporting date or as of October 15, 2022**

CIP CODE: 52.0000 -- Business, Management, Marketing and Related Support Services

## Full-time undergraduate students

- Report Hispanic/Latino individuals of any race as Hispanic/Latino
- Report race for non-Hispanic/Latino individuals only

**Men**

Enrolled for <u>credit</u>	Degree/certificate-seeking			Total degree/certificate-seeking	Non-degree/ non-certificate-seeking	Total, Full-time undergraduate students
	First-time	Non-first-time				
		Transfer-in	Continuing/ Returning			
U.S. Nonresident	4	1	29	34		34
Hispanic/Latino	16	1	28	45		45
American Indian or Alaska Native	0	1	3	4		4
Asian	25	18	90	133		133
Black or African American	14	3	77	94		94
Native Hawaiian or Other Pacific Islander	0	0	0	0		0
White	52	18	235	305		305
Two or more races	6	2	22	30		30
Race/ethnicity unknown	1	0	0	1		1
<b>Total men</b>	<b>118</b>	<b>44</b>	<b>484</b>	<b>646</b>	<b>0</b>	<b>646</b>

**Women**

Enrolled for <u>credit</u>	Degree/certificate-seeking			Total degree/certificate-seeking	Non-degree/ non-certificate-seeking	Total, Full-time undergraduate students
	First-time	Non-first-time				
		Transfer-in	Continuing/ Returning			
U.S. Nonresident	3	0	19	22		22
Hispanic/Latino	8	0	42	50		50
American Indian or Alaska Native	0	0	0	0		0
Asian	39	20	128	187		187
Black or African American	16	1	27	44		44
Native Hawaiian or Other Pacific Islander	0	0	1	1		1
White	37	6	198	241		241
Two or more races	5	0	17	22		22
Race/ethnicity unknown	3	0	2	5		5
<b>Total women</b>	<b>111</b>	<b>27</b>	<b>434</b>	<b>572</b>	<b>0</b>	<b>572</b>
<b>Grand total (men+women)</b>	<b>229</b>	<b>71</b>	<b>918</b>	<b>1,218</b>	<b>0</b>	<b>1,218</b>
Grand total (men+women) 2020-21	209	55	994	1,258		1,258

Institution: Georgia Institute of Technology-Main Campus (139755)

User ID: P1397551

## Part A - Fall Enrollment for Part-time Undergraduate Students

Enrollment as of the institution's **official fall reporting date** or as of **October 15, 2022**

Part-time Undergraduate Students

Reporting Reminders:

- Report Hispanic/Latino individuals of any race as Hispanic/Latino
- Report race for non-Hispanic/Latino individuals only
- Even though Teacher Preparation certificate programs may require a bachelor's degree for admission, they are considered subbaccalaureate undergraduate programs, and students in these programs are undergraduate students.

## Men

Enrolled for <u>credit</u>	Degree/certificate-seeking			Total degree/certificate-seeking	Non-degree/ non-certificate-seeking	Total, part-time <u>undergraduate</u> students
	First-time	Non-first-time				
		Transfer-in	Continuing/ Returning			
U.S. Nonresident	1	0	33	34	17	51
Hispanic/Latino	1	3	66	70	20	90
American Indian or Alaska Native	0	0	0	0	0	0
Asian	3	7	218	228	378	606
Black or African American	1	5	43	49	29	78
Native Hawaiian or Other Pacific Islander	0	0	0	0	0	0
White	3	11	336	350	167	517
Two or more races	2	5	29	36	23	59
Race and ethnicity unknown	0	0	8	8	12	20
<b>Total men</b>	<b>11</b>	<b>31</b>	<b>733</b>	<b>775</b>	<b>646</b>	<b>1,421</b>
Total men prior year	8	38	814	860	556	1,416

## Women

Enrolled for <u>credit</u>	Degree/certificate-seeking			Total degree/certificate-seeking	Non-degree/ non-certificate-seeking	Total, part-time <u>undergraduate</u> students
	First-time	Non-first-time				
		Transfer-in	Continuing/ Returning			
U.S. Nonresident	0	0	22	22	8	30
Hispanic/Latino	1	3	36	40	11	51
American Indian or Alaska Native	0	0	0	0	0	0
Asian	2	7	160	169	176	345
Black or African American	0	0	38	38	21	59
Native Hawaiian or Other Pacific Islander	0	0	0	0	0	0
White	2	3	191	196	51	247
Two or more races	1	1	25	27	16	43
Race and ethnicity unknown	0	0	2	2	10	12
<b>Total women</b>	<b>6</b>	<b>14</b>	<b>474</b>	<b>494</b>	<b>293</b>	<b>787</b>
Total women prior year	3	14	497	514	279	793
<b>Grand total (men+women)</b>	<b>17</b>	<b>45</b>	<b>1,207</b>	<b>1,269</b>	<b>939</b>	<b>2,208</b>
Grand total (men+women) prior year	11	52	1,311	1,374	835	2,209

Institution: Georgia Institute of Technology-Main Campus (139755)

User ID: P1397551

## Part A - Fall Enrollment for Part-time Undergraduate Students: CIP CODE:14.0000

Enrollment as of the institution's official fall reporting date or as of **October 15, 2022**

CIP CODE: 14.0000 -- Engineering

Part-time undergraduate students

- Report Hispanic/Latino individuals of any race as Hispanic/Latino
- Report race for non-Hispanic/Latino individuals only

**Men**

Enrolled for <u>credit</u>	Degree/certificate-seeking			Total degree/certificate-seeking	Non-degree/ non-certificate-seeking	Total, <u>part-time</u> <u>undergraduate</u> students
	First-time	Non-first-time				
		Transfer-in	Continuing/ Returning			
U.S. Nonresident	<input type="text" value="1"/>	<input type="text" value="0"/>	<input type="text" value="20"/>	21	<input type="text"/>	21
Hispanic/Latino	<input type="text" value="0"/>	<input type="text" value="1"/>	<input type="text" value="42"/>	43	<input type="text"/>	43
American Indian or Alaska Native	<input type="text" value="0"/>	<input type="text" value="0"/>	<input type="text" value="0"/>	0	<input type="text"/>	0
Asian	<input type="text" value="1"/>	<input type="text" value="2"/>	<input type="text" value="83"/>	86	<input type="text"/>	86
Black or African American	<input type="text" value="0"/>	<input type="text" value="2"/>	<input type="text" value="17"/>	19	<input type="text"/>	19
Native Hawaiian or Other Pacific Islander	<input type="text" value="0"/>	<input type="text" value="0"/>	<input type="text" value="0"/>	0	<input type="text"/>	0
White	<input type="text" value="1"/>	<input type="text" value="2"/>	<input type="text" value="192"/>	195	<input type="text"/>	195
Two or more races	<input type="text" value="0"/>	<input type="text" value="3"/>	<input type="text" value="18"/>	21	<input type="text"/>	21
Race and ethnicity unknown	<input type="text" value="0"/>	<input type="text" value="0"/>	<input type="text" value="3"/>	3	<input type="text"/>	3
<b>Total men</b>	<b>3</b>	<b>10</b>	<b>375</b>	<b>388</b>	<b>0</b>	<b>388</b>

**Women**

Enrolled for <u>credit</u>	Degree/certificate-seeking			Total degree/certificate-seeking	Non-degree/ non-certificate-seeking	Total, <u>part-time</u> <u>undergraduate</u> students
	First-time	Non-first-time				
		Transfer-in	Continuing/ Returning			
U.S. Nonresident	<input type="text" value="0"/>	<input type="text" value="0"/>	<input type="text" value="14"/>	14	<input type="text"/>	14
Hispanic/Latino	<input type="text" value="0"/>	<input type="text" value="2"/>	<input type="text" value="15"/>	17	<input type="text"/>	17
American Indian or Alaska Native	<input type="text" value="0"/>	<input type="text" value="0"/>	<input type="text" value="0"/>	0	<input type="text"/>	0
Asian	<input type="text" value="0"/>	<input type="text" value="1"/>	<input type="text" value="51"/>	52	<input type="text"/>	52
Black or African American	<input type="text" value="0"/>	<input type="text" value="0"/>	<input type="text" value="19"/>	19	<input type="text"/>	19
Native Hawaiian or Other Pacific Islander	<input type="text" value="0"/>	<input type="text" value="0"/>	<input type="text" value="0"/>	0	<input type="text"/>	0
White	<input type="text" value="0"/>	<input type="text" value="2"/>	<input type="text" value="86"/>	88	<input type="text"/>	88
Two or more races	<input type="text" value="0"/>	<input type="text" value="0"/>	<input type="text" value="12"/>	12	<input type="text"/>	12
Race and ethnicity unknown	<input type="text" value="0"/>	<input type="text" value="0"/>	<input type="text" value="1"/>	1	<input type="text"/>	1
<b>Total women</b>	<b>0</b>	<b>5</b>	<b>198</b>	<b>203</b>	<b>0</b>	<b>203</b>

<b>Grand total (men+women)</b>	<b>3</b>	<b>15</b>	<b>573</b>	<b>591</b>	<b>0</b>	<b>591</b>
Grand total (men+women) 2020-21	14	16	659	689		689

Institution: Georgia Institute of Technology-Main Campus (139755)

User ID: P1397551

## Part A - Fall Enrollment for Part-time Undergraduate Students: CIP CODE:26.0000

Enrollment as of the institution's official fall reporting date or as of **October 15, 2022**

CIP CODE: 26.0000 -- Biological and Biomedical Sciences

Part-time undergraduate students

- Report Hispanic/Latino individuals of any race as Hispanic/Latino
- Report race for non-Hispanic/Latino individuals only

**Men**

Enrolled for <u>credit</u>	Degree/certificate-seeking			Total degree/certificate-seeking	Non-degree/ non-certificate-seeking	Total, <u>part-time</u> <u>undergraduate</u> students
	First-time	Non-first-time				
		Transfer-in	Continuing/ Returning			
U.S. Nonresident	<input type="text" value="0"/>	<input type="text" value="0"/>	<input type="text" value="0"/>	0	<input type="text"/>	0
Hispanic/Latino	<input type="text" value="0"/>	<input type="text" value="0"/>	<input type="text" value="3"/>	3	<input type="text"/>	3
American Indian or Alaska Native	<input type="text" value="0"/>	<input type="text" value="0"/>	<input type="text" value="0"/>	0	<input type="text"/>	0
Asian	<input type="text" value="0"/>	<input type="text" value="0"/>	<input type="text" value="11"/>	11	<input type="text"/>	11
Black or African American	<input type="text" value="0"/>	<input type="text" value="0"/>	<input type="text" value="3"/>	3	<input type="text"/>	3
Native Hawaiian or Other Pacific Islander	<input type="text" value="0"/>	<input type="text" value="0"/>	<input type="text" value="0"/>	0	<input type="text"/>	0
White	<input type="text" value="1"/>	<input type="text" value="1"/>	<input type="text" value="9"/>	11	<input type="text"/>	11
Two or more races	<input type="text" value="0"/>	<input type="text" value="0"/>	<input type="text" value="2"/>	2	<input type="text"/>	2
Race and ethnicity unknown	<input type="text" value="0"/>	<input type="text" value="0"/>	<input type="text" value="0"/>	0	<input type="text"/>	0
<b>Total men</b>	<b>1</b>	<b>1</b>	<b>28</b>	<b>30</b>	<b>0</b>	<b>30</b>

**Women**

Enrolled for <u>credit</u>	Degree/certificate-seeking			Total degree/certificate-seeking	Non-degree/ non-certificate-seeking	Total, <u>part-time</u> <u>undergraduate</u> students
	First-time	Non-first-time				
		Transfer-in	Continuing/ Returning			
U.S. Nonresident	<input type="text" value="0"/>	<input type="text" value="0"/>	<input type="text" value="0"/>	0	<input type="text"/>	0
Hispanic/Latino	<input type="text" value="0"/>	<input type="text" value="0"/>	<input type="text" value="8"/>	8	<input type="text"/>	8
American Indian or Alaska Native	<input type="text" value="0"/>	<input type="text" value="0"/>	<input type="text" value="0"/>	0	<input type="text"/>	0
Asian	<input type="text" value="0"/>	<input type="text" value="2"/>	<input type="text" value="23"/>	25	<input type="text"/>	25
Black or African American	<input type="text" value="0"/>	<input type="text" value="0"/>	<input type="text" value="2"/>	2	<input type="text"/>	2
Native Hawaiian or Other Pacific Islander	<input type="text" value="0"/>	<input type="text" value="0"/>	<input type="text" value="0"/>	0	<input type="text"/>	0
White	<input type="text" value="1"/>	<input type="text" value="0"/>	<input type="text" value="25"/>	26	<input type="text"/>	26
Two or more races	<input type="text" value="0"/>	<input type="text" value="0"/>	<input type="text" value="0"/>	0	<input type="text"/>	0
Race and ethnicity unknown	<input type="text" value="0"/>	<input type="text" value="0"/>	<input type="text" value="0"/>	0	<input type="text"/>	0
<b>Total women</b>	<b>1</b>	<b>2</b>	<b>58</b>	<b>61</b>	<b>0</b>	<b>61</b>
<b>Grand total (men+women)</b>	<b>2</b>	<b>3</b>	<b>86</b>	<b>91</b>	<b>0</b>	<b>91</b>
Grand total (men+women) 2020-21	1	2	53	56		56



Institution: Georgia Institute of Technology-Main Campus (139755)

User ID: P1397551

## Part A - Fall Enrollment for Part-time Undergraduate Students: CIP CODE:27.0000

Enrollment as of the institution's official fall reporting date or as of **October 15, 2022**

CIP CODE: 27.0000 -- Mathematics and Statistics

Part-time undergraduate students

- Report Hispanic/Latino individuals of any race as Hispanic/Latino
- Report race for non-Hispanic/Latino individuals only

**Men**

Enrolled for <u>credit</u>	Degree/certificate-seeking			Total degree/certificate-seeking	Non-degree/ non-certificate-seeking	Total, <u>part-time</u> <u>undergraduate</u> students
	First-time	Non-first-time				
		Transfer-in	Continuing/ Returning			
U.S. Nonresident	<input type="text" value="0"/>	<input type="text" value="0"/>	<input type="text" value="1"/>	1	<input type="text"/>	1
Hispanic/Latino	<input type="text" value="0"/>	<input type="text" value="0"/>	<input type="text" value="2"/>	2	<input type="text"/>	2
American Indian or Alaska Native	<input type="text" value="0"/>	<input type="text" value="0"/>	<input type="text" value="0"/>	0	<input type="text"/>	0
Asian	<input type="text" value="0"/>	<input type="text" value="0"/>	<input type="text" value="1"/>	1	<input type="text"/>	1
Black or African American	<input type="text" value="0"/>	<input type="text" value="0"/>	<input type="text" value="4"/>	4	<input type="text"/>	4
Native Hawaiian or Other Pacific Islander	<input type="text" value="0"/>	<input type="text" value="0"/>	<input type="text" value="0"/>	0	<input type="text"/>	0
White	<input type="text" value="0"/>	<input type="text" value="1"/>	<input type="text" value="6"/>	7	<input type="text"/>	7
Two or more races	<input type="text" value="1"/>	<input type="text" value="0"/>	<input type="text" value="0"/>	1	<input type="text"/>	1
Race/ethnicity unknown	<input type="text" value="0"/>	<input type="text" value="0"/>	<input type="text" value="0"/>	0	<input type="text"/>	0
<b>Total men</b>	<b>1</b>	<b>1</b>	<b>14</b>	<b>16</b>	<b>0</b>	<b>16</b>

**Women**

Enrolled for <u>credit</u>	Degree/certificate-seeking			Total degree/certificate-seeking	Non-degree/ non-certificate-seeking	Total, <u>part-time</u> <u>undergraduate</u> students
	First-time	Non-first-time				
		Transfer-in	Continuing/ Returning			
U.S. Nonresident	<input type="text" value="0"/>	<input type="text" value="0"/>	<input type="text" value="0"/>	0	<input type="text"/>	0
Hispanic/Latino	<input type="text" value="0"/>	<input type="text" value="0"/>	<input type="text" value="0"/>	0	<input type="text"/>	0
American Indian or Alaska Native	<input type="text" value="0"/>	<input type="text" value="0"/>	<input type="text" value="0"/>	0	<input type="text"/>	0
Asian	<input type="text" value="0"/>	<input type="text" value="0"/>	<input type="text" value="3"/>	3	<input type="text"/>	3
Black or African American	<input type="text" value="0"/>	<input type="text" value="0"/>	<input type="text" value="1"/>	1	<input type="text"/>	1
Native Hawaiian or Other Pacific Islander	<input type="text" value="0"/>	<input type="text" value="0"/>	<input type="text" value="0"/>	0	<input type="text"/>	0
White	<input type="text" value="0"/>	<input type="text" value="0"/>	<input type="text" value="3"/>	3	<input type="text"/>	3
Two or more races	<input type="text" value="0"/>	<input type="text" value="0"/>	<input type="text" value="0"/>	0	<input type="text"/>	0
Race/ethnicity unknown	<input type="text" value="0"/>	<input type="text" value="0"/>	<input type="text" value="0"/>	0	<input type="text"/>	0
<b>Total women</b>	<b>0</b>	<b>0</b>	<b>7</b>	<b>7</b>	<b>0</b>	<b>7</b>

<b>Grand total (men+women)</b>	<b>1</b>	<b>1</b>	<b>21</b>	<b>23</b>	<b>0</b>	<b>23</b>
Grand total (men+women) 2020-21	2		11	13		13

Institution: Georgia Institute of Technology-Main Campus (139755)

User ID: P1397551

## Part A - Fall Enrollment for Part-time Undergraduate Students: CIP CODE:40.0000

Enrollment as of the institution's official fall reporting date or as of **October 15, 2022**

CIP CODE: 40.0000 -- Physical Sciences

Part-time undergraduate students

- Report Hispanic/Latino individuals of any race as Hispanic/Latino
- Report race for non-Hispanic/Latino individuals only

**Men**

Enrolled for <u>credit</u>	Degree/certificate-seeking			Total degree/certificate-seeking	Non-degree/ non-certificate-seeking	Total, <u>part-time</u> <u>undergraduate</u> students
	First-time	Non-first-time				
		Transfer-in	Continuing/ Returning			
U.S. Nonresident	<input type="text"/>	<input type="text" value="0"/>	<input type="text" value="1"/>	1	<input type="text"/>	1
Hispanic/Latino	<input type="text"/>	<input type="text" value="0"/>	<input type="text" value="0"/>	0	<input type="text"/>	0
American Indian or Alaska Native	<input type="text"/>	<input type="text" value="0"/>	<input type="text" value="0"/>	0	<input type="text"/>	0
Asian	<input type="text"/>	<input type="text" value="0"/>	<input type="text" value="4"/>	4	<input type="text"/>	4
Black or African American	<input type="text"/>	<input type="text" value="1"/>	<input type="text" value="2"/>	3	<input type="text"/>	3
Native Hawaiian or Other Pacific Islander	<input type="text"/>	<input type="text" value="0"/>	<input type="text" value="0"/>	0	<input type="text"/>	0
White	<input type="text"/>	<input type="text" value="1"/>	<input type="text" value="10"/>	11	<input type="text"/>	11
Two or more races	<input type="text"/>	<input type="text" value="0"/>	<input type="text" value="0"/>	0	<input type="text"/>	0
Race and ethnicity unknown	<input type="text"/>	<input type="text" value="0"/>	<input type="text" value="0"/>	0	<input type="text"/>	0
<b>Total men</b>	<b>0</b>	<b>2</b>	<b>17</b>	<b>19</b>	<b>0</b>	<b>19</b>

**Women**

Enrolled for <u>credit</u>	Degree/certificate-seeking			Total degree/certificate-seeking	Non-degree/ non-certificate-seeking	Total, <u>part-time</u> <u>undergraduate</u> students
	First-time	Non-first-time				
		Transfer-in	Continuing/ Returning			
U.S. Nonresident	<input type="text"/>	<input type="text" value="0"/>	<input type="text" value="0"/>	0	<input type="text"/>	0
Hispanic/Latino	<input type="text"/>	<input type="text" value="0"/>	<input type="text" value="1"/>	1	<input type="text"/>	1
American Indian or Alaska Native	<input type="text"/>	<input type="text" value="0"/>	<input type="text" value="0"/>	0	<input type="text"/>	0
Asian	<input type="text"/>	<input type="text" value="0"/>	<input type="text" value="1"/>	1	<input type="text"/>	1
Black or African American	<input type="text"/>	<input type="text" value="0"/>	<input type="text" value="2"/>	2	<input type="text"/>	2
Native Hawaiian or Other Pacific Islander	<input type="text"/>	<input type="text" value="0"/>	<input type="text" value="0"/>	0	<input type="text"/>	0
White	<input type="text"/>	<input type="text" value="0"/>	<input type="text" value="10"/>	10	<input type="text"/>	10
Two or more races	<input type="text"/>	<input type="text" value="0"/>	<input type="text" value="2"/>	2	<input type="text"/>	2
Race and ethnicity unknown	<input type="text"/>	<input type="text" value="0"/>	<input type="text" value="0"/>	0	<input type="text"/>	0
<b>Total women</b>	<b>0</b>	<b>0</b>	<b>16</b>	<b>16</b>	<b>0</b>	<b>16</b>
<b>Grand total (men+women)</b>	<b>0</b>	<b>2</b>	<b>33</b>	<b>35</b>	<b>0</b>	<b>35</b>
Grand total (men+women) 2020-21		2	18	20		20

Institution: Georgia Institute of Technology-Main Campus (139755)

User ID: P1397551

## Part A - Fall Enrollment for Part-time Undergraduate Students: CIP CODE:52.0000

Enrollment as of the institution's official fall reporting date or as of **October 15, 2022**

CIP CODE: 52.0000 -- Business, Management, Marketing and Related Support Services

Part-time undergraduate students

- Report Hispanic/Latino individuals of any race as Hispanic/Latino
- Report race for non-Hispanic/Latino individuals only

**Men**

Enrolled for <u>credit</u>	Degree/certificate-seeking			Total degree/certificate-seeking	Non-degree/ non-certificate-seeking	Total, <u>part-time</u> <u>undergraduate</u> students
	First-time	Non-first-time				
		Transfer-in	Continuing/ Returning			
U.S. Nonresident	<input type="text"/>	<input type="text"/>	<input type="text" value="1"/>	1	<input type="text"/>	1
Hispanic/Latino	<input type="text"/>	<input type="text"/>	<input type="text" value="7"/>	7	<input type="text"/>	7
American Indian or Alaska Native	<input type="text"/>	<input type="text"/>	<input type="text" value="0"/>	0	<input type="text"/>	0
Asian	<input type="text"/>	<input type="text"/>	<input type="text" value="20"/>	20	<input type="text"/>	20
Black or African American	<input type="text"/>	<input type="text"/>	<input type="text" value="3"/>	3	<input type="text"/>	3
Native Hawaiian or Other Pacific Islander	<input type="text"/>	<input type="text"/>	<input type="text" value="0"/>	0	<input type="text"/>	0
White	<input type="text"/>	<input type="text"/>	<input type="text" value="31"/>	31	<input type="text"/>	31
Two or more races	<input type="text"/>	<input type="text"/>	<input type="text" value="0"/>	0	<input type="text"/>	0
Race and ethnicity unknown	<input type="text"/>	<input type="text"/>	<input type="text" value="0"/>	0	<input type="text"/>	0
<b>Total men</b>	<b>0</b>	<b>0</b>	<b>62</b>	<b>62</b>	<b>0</b>	<b>62</b>

**Women**

Enrolled for <u>credit</u>	Degree/certificate-seeking			Total degree/certificate-seeking	Non-degree/ non-certificate-seeking	Total, <u>part-time</u> <u>undergraduate</u> students
	First-time	Non-first-time				
		Transfer-in	Continuing/ Returning			
U.S. Nonresident	<input type="text"/>	<input type="text"/>	<input type="text" value="0"/>	0	<input type="text"/>	0
Hispanic/Latino	<input type="text"/>	<input type="text"/>	<input type="text" value="1"/>	1	<input type="text"/>	1
American Indian or Alaska Native	<input type="text"/>	<input type="text"/>	<input type="text" value="0"/>	0	<input type="text"/>	0
Asian	<input type="text"/>	<input type="text"/>	<input type="text" value="18"/>	18	<input type="text"/>	18
Black or African American	<input type="text"/>	<input type="text"/>	<input type="text" value="0"/>	0	<input type="text"/>	0
Native Hawaiian or Other Pacific Islander	<input type="text"/>	<input type="text"/>	<input type="text" value="0"/>	0	<input type="text"/>	0
White	<input type="text"/>	<input type="text"/>	<input type="text" value="17"/>	17	<input type="text"/>	17
Two or more races	<input type="text"/>	<input type="text"/>	<input type="text" value="4"/>	4	<input type="text"/>	4
Race and ethnicity unknown	<input type="text"/>	<input type="text"/>	<input type="text" value="0"/>	0	<input type="text"/>	0
<b>Total women</b>	<b>0</b>	<b>0</b>	<b>40</b>	<b>40</b>	<b>0</b>	<b>40</b>
<b>Grand total (men+women)</b>	<b>0</b>	<b>0</b>	<b>102</b>	<b>102</b>	<b>0</b>	<b>102</b>
Grand total (men+women) 2020-21	2	1	81	84		84

Institution: Georgia Institute of Technology-Main Campus (139755)

User ID: P1397551

## Part A - Fall Enrollment for Undergraduate Students Total

Enrollment as of the institution's official fall reporting date or as of **October 15, 2022**

## Undergraduate Students

**Men**

Students enrolled for credit	Total full-time undergraduate students	Total part-time undergraduate students	Grand total, all undergraduate students
U.S. Nonresident	1,137	51	<b>1,188</b>
Hispanic/Latino	790	90	<b>880</b>
American Indian or Alaska Native	7	0	<b>7</b>
Asian	2,894	606	<b>3,500</b>
Black or African American	695	78	<b>773</b>
Native Hawaiian or Other Pacific Islander	3	0	<b>3</b>
White	3,711	517	<b>4,228</b>
Two or more races	423	59	<b>482</b>
Race and ethnicity unknown	97	20	<b>117</b>
<b>Total men</b>	<b>9,757</b>	<b>1,421</b>	<b>11,178</b>

**Women**

Students enrolled for credit	Total full-time students	Total part-time students	Grand total, all students
U.S. Nonresident	652	30	<b>682</b>
Hispanic/Latino	525	51	<b>576</b>
American Indian or Alaska Native	3	0	<b>3</b>
Asian	1,921	345	<b>2,266</b>
Black or African American	586	59	<b>645</b>
Native Hawaiian or Other Pacific Islander	2	0	<b>2</b>
White	2,417	247	<b>2,664</b>
Two or more races	289	43	<b>332</b>
Race and ethnicity unknown	55	12	<b>67</b>
<b>Total women</b>	<b>6,450</b>	<b>787</b>	<b>7,237</b>
<b>Grand Total (men+women)</b>	<b>16,207</b>	<b>2,208</b>	<b>18,415</b>

Institution: Georgia Institute of Technology-Main Campus (139755)

User ID: P1397551

## Part A - Fall Enrollment for Graduate Students

Enrollment as of the institution's **official fall reporting date** or as of **October 15, 2022**

## Graduate Students

## Race/Ethnicity Reporting Reminder:

- Report Hispanic/Latino individuals of any race as Hispanic/Latino
- Report race for non-Hispanic/Latino individuals only

## Graduate Student Reporting Reminder:

- Report **all** postbaccalaureate degree and certificate students as graduate students, including any doctor's-professional practice students (formerly first-professional)
- Even though Teacher Preparation certificate programs may require a bachelor's degree for admission, they are considered subbaccalaureate undergraduate programs, and students in these programs are undergraduate students.

## Men

Enrolled for <u>credit</u>	Total <u>full-time</u>	Total <u>part-time</u>	Total graduate students
<u>U.S. Nonresident</u>	2,743	4,510	7,253
<u>Hispanic/Latino</u>	209	923	1,132
<u>American Indian or Alaska Native</u>	1	7	8
<u>Asian</u>	651	2,761	3,412
<u>Black or African American</u>	164	444	608
<u>Native Hawaiian or Other Pacific Islander</u>	4	16	20
<u>White</u>	1,246	5,075	6,321
Two or more races	120	344	464
<u>Race and ethnicity unknown</u>	29	279	308
<b>Total men</b>	<b>5,167</b>	<b>14,359</b>	<b>19,526</b>
Total men prior year	4,949	14,580	19,529

## Women

Enrolled for <u>credit</u>	Total <u>full-time</u>	Total <u>part-time</u>	Total graduate students
<u>U.S. Nonresident</u>	1,305	1,967	3,272
<u>Hispanic/Latino</u>	121	213	334
<u>American Indian or Alaska Native</u>	5	4	9
<u>Asian</u>	297	1,188	1,485
<u>Black or African American</u>	139	169	308
<u>Native Hawaiian or Other Pacific Islander</u>	0	0	0
<u>White</u>	586	1,125	1,711
Two or more races	68	93	161
<u>Race and ethnicity unknown</u>	17	58	75
<b>Total women</b>	<b>2,538</b>	<b>4,817</b>	<b>7,355</b>
Total women prior year	2,385	4,484	6,869
<b>Grand total (men+women)</b>	<b>7,705</b>	<b>19,176</b>	<b>26,881</b>
Grand total (men+women) prior year	7,334	19,064	26,398

Institution: Georgia Institute of Technology-Main Campus (139755)

User ID: P1397551

## Part A - Fall Enrollment for Graduate Students: CIP CODE:14.0000

Enrollment as of the institution's official fall reporting date or as of **October 15, 2022**

CIP CODE: 14.0000 -- Engineering

## Graduate students

- Report Hispanic/Latino individuals of any race as Hispanic/Latino
- Report race for non-Hispanic/Latino individuals only
- Report all postbaccalaureate degree and certificate students as graduate students, including any doctor's-professional practice students (formerly first-professional)

## Men

Students enrolled for <u>credit</u>	Total <u>full-time</u>	Total <u>part-time</u>	Total graduate students
U.S. Nonresident	1,408	116	1,524
Hispanic/Latino	113	58	171
American Indian or Alaska Native	1	0	1
Asian	321	95	416
Black or African American	84	39	123
Native Hawaiian or Other Pacific Islander	2	0	2
White	604	349	953
Two or more races	53	23	76
Race and ethnicity unknown	10	11	21
<b>Total men</b>	<b>2,596</b>	<b>691</b>	<b>3,287</b>

## Women

Students enrolled for <u>credit</u>	Total <u>full-time</u>	Total <u>part-time</u>	Total graduate students
U.S. Nonresident	562	53	615
Hispanic/Latino	56	18	74
American Indian or Alaska Native	2	0	2
Asian	104	52	156
Black or African American	53	12	65
Native Hawaiian or Other Pacific Islander	0	0	0
White	211	118	329
Two or more races	31	8	39
Race and ethnicity unknown	3	3	6
<b>Total women</b>	<b>1,022</b>	<b>264</b>	<b>1,286</b>

<b>Grand total (men+women)</b>	<b>3,618</b>	<b>955</b>	<b>4,573</b>
Grand total (men+women) 2020-21	3,063	754	3,817

Institution: Georgia Institute of Technology-Main Campus (139755)

User ID: P1397551

## Part A - Fall Enrollment for Graduate Students: CIP CODE:26.0000

Enrollment as of the institution's official fall reporting date or as of **October 15, 2022**

CIP CODE: 26.0000 -- Biological and Biomedical Sciences

## Graduate students

- Report Hispanic/Latino individuals of any race as Hispanic/Latino
- Report race for non-Hispanic/Latino individuals only
- Report all postbaccalaureate degree and certificate students as graduate students, including any doctor's-professional practice students (formerly first-professional)

## Men

Students enrolled for <u>credit</u>	Total <u>full-time</u>	Total <u>part-time</u>	Total graduate students
U.S. Nonresident	40	2	42
Hispanic/Latino	3	0	3
American Indian or Alaska Native	0	0	0
Asian	11	4	15
Black or African American	3	0	3
Native Hawaiian or Other Pacific Islander	0	0	0
White	28	10	38
Two or more races	4	1	5
Race and ethnicity unknown	1	0	1
<b>Total men</b>	<b>90</b>	<b>17</b>	<b>107</b>

## Women

Students enrolled for <u>credit</u>	Total <u>full-time</u>	Total <u>part-time</u>	Total graduate students
U.S. Nonresident	66	0	66
Hispanic/Latino	8	1	9
American Indian or Alaska Native	1	0	1
Asian	8	1	9
Black or African American	7	0	7
Native Hawaiian or Other Pacific Islander	0	0	0
White	45	3	48
Two or more races	4	1	5
Race and ethnicity unknown	1	0	1
<b>Total women</b>	<b>140</b>	<b>6</b>	<b>146</b>

<b>Grand total (men+women)</b>	<b>230</b>	<b>23</b>	<b>253</b>
Grand total (men+women) 2020-21	195	19	214

Institution: Georgia Institute of Technology-Main Campus (139755)

User ID: P1397551

## Part A - Fall Enrollment for Graduate Students: CIP CODE:27.0000

Enrollment as of the institution's official fall reporting date or as of **October 15, 2022**

CIP CODE: 27.0000 -- Mathematics and Statistics

## Graduate students

- Report Hispanic/Latino individuals of any race as Hispanic/Latino
- Report race for non-Hispanic/Latino individuals only
- Report all postbaccalaureate degree and certificate students as graduate students, including any doctor's-professional practice students (formerly first-professional)

## Men

Students enrolled for <u>credit</u>	Total <u>full-time</u>	Total <u>part-time</u>	Total graduate students
U.S. Nonresident	136	8	144
Hispanic/Latino	4	1	5
American Indian or Alaska Native	0	0	0
Asian	15	0	15
Black or African American	2	0	2
Native Hawaiian or Other Pacific Islander	0	0	0
White	34	5	39
Two or more races	5	0	5
Race/ethnicity unknown	1	0	1
<b>Total men</b>	<b>197</b>	<b>14</b>	<b>211</b>

## Women

Students enrolled for <u>credit</u>	Total <u>full-time</u>	Total <u>part-time</u>	Total graduate students
U.S. Nonresident	58	7	65
Hispanic/Latino	2	0	2
American Indian or Alaska Native	0	0	0
Asian	3	0	3
Black or African American	0	0	0
Native Hawaiian or Other Pacific Islander	0	0	0
White	4	2	6
Two or more races	0	0	0
Race/ethnicity unknown	0	0	0
<b>Total women</b>	<b>67</b>	<b>9</b>	<b>76</b>

<b>Grand total (men+women)</b>	<b>264</b>	<b>23</b>	<b>287</b>
Grand total (men+women) 2020-21	207	28	235



Institution: Georgia Institute of Technology-Main Campus (139755)

User ID: P1397551

## Part A - Fall Enrollment for Graduate Students: CIP CODE:40.0000

Enrollment as of the institution's official fall reporting date or as of **October 15, 2022**

CIP CODE: 40.0000 -- Physical Sciences

## Graduate students

- Report Hispanic/Latino individuals of any race as Hispanic/Latino
- Report race for non-Hispanic/Latino individuals only
- Report all postbaccalaureate degree and certificate students as graduate students, including any doctor's-professional practice students (formerly first-professional)

## Men

Students enrolled for <u>credit</u>	Total <u>full-time</u>	Total <u>part-time</u>	Total graduate students
U.S. Nonresident	85	1	86
Hispanic/Latino	12	0	12
American Indian or Alaska Native	0	0	0
Asian	9	0	9
Black or African American	4	0	4
Native Hawaiian or Other Pacific Islander	0	0	0
White	78	8	86
Two or more races	5	0	5
Race and ethnicity unknown	0	0	0
<b>Total men</b>	<b>193</b>	<b>9</b>	<b>202</b>

## Women

Students enrolled for <u>credit</u>	Total <u>full-time</u>	Total <u>part-time</u>	Total graduate students
U.S. Nonresident	44	0	44
Hispanic/Latino	12	0	12
American Indian or Alaska Native	1	0	1
Asian	15	0	15
Black or African American	8	0	8
Native Hawaiian or Other Pacific Islander	0	0	0
White	59	1	60
Two or more races	4	0	4
Race and ethnicity unknown	2	0	2
<b>Total women</b>	<b>145</b>	<b>1</b>	<b>146</b>

<b>Grand total (men+women)</b>	<b>338</b>	<b>10</b>	<b>348</b>
Grand total (men+women) 2020-21	293	5	298

Institution: Georgia Institute of Technology-Main Campus (139755)

User ID: P1397551

## Part A - Fall Enrollment for Graduate Students: CIP CODE:52.0000

Enrollment as of the institution's official fall reporting date or as of **October 15, 2022**

CIP CODE: 52.0000 -- Business, Management, Marketing and Related Support Services

Graduate students

- Report Hispanic/Latino individuals of any race as Hispanic/Latino
- Report race for non-Hispanic/Latino individuals only
- Report all postbaccalaureate degree and certificate students as graduate students, including any doctor's-professional practice students (formerly first-professional)

**Men**

Students enrolled for <u>credit</u>	Total <u>full-time</u>	Total <u>part-time</u>	Total graduate students
U.S. Nonresident	172	1,048	1,220
Hispanic/Latino	28	234	262
American Indian or Alaska Native	0	2	2
Asian	76	731	807
Black or African American	38	96	134
Native Hawaiian or Other Pacific Islander	2	5	7
White	210	1,400	1,610
Two or more races	9	80	89
Race and ethnicity unknown	9	75	84
<b>Total men</b>	<b>544</b>	<b>3,671</b>	<b>4,215</b>

**Women**

Students enrolled for <u>credit</u>	Total <u>full-time</u>	Total <u>part-time</u>	Total graduate students
U.S. Nonresident	88	520	608
Hispanic/Latino	17	90	107
American Indian or Alaska Native	1	2	3
Asian	68	480	548
Black or African American	23	59	82
Native Hawaiian or Other Pacific Islander	0	0	0
White	97	472	569
Two or more races	11	31	42
Race and ethnicity unknown	5	20	25
<b>Total women</b>	<b>310</b>	<b>1,674</b>	<b>1,984</b>

<b>Grand total (men+women)</b>	<b>854</b>	<b>5,345</b>	<b>6,199</b>
Grand total (men+women) 2020-21	848	4,247	5,095

Institution: Georgia Institute of Technology-Main Campus (139755)

User ID: P1397551

## Part A - Fall Enrollment - Summary - Grand Totals

## Fall Enrollment Summary

## Men

Students enrolled for credit	Total full-time students	Total part-time students	Grand total, all students
U.S. Nonresident	3,880	4,561	8,441
Hispanic/Latino	999	1,013	2,012
American Indian or Alaska Native	8	7	15
Asian	3,545	3,367	6,912
Black or African American	859	522	1,381
Native Hawaiian or Other Pacific Islander	7	16	23
White	4,957	5,592	10,549
Two or more races	543	403	946
Race and ethnicity unknown	126	299	425
<b>Total men</b>	<b>14,924</b>	<b>15,780</b>	<b>30,704</b>

## Women

Students enrolled for credit	Total full-time students	Total part-time students	Grand total, all students
U.S. Nonresident	1,957	1,997	3,954
Hispanic/Latino	646	264	910
American Indian or Alaska Native	8	4	12
Asian	2,218	1,533	3,751
Black or African American	725	228	953
Native Hawaiian or Other Pacific Islander	2	0	2
White	3,003	1,372	4,375
Two or more races	357	136	493
Race and ethnicity unknown	72	70	142
<b>Total women</b>	<b>8,988</b>	<b>5,604</b>	<b>14,592</b>
<b>Grand Total (men+women)</b>	<b>23,912</b>	<b>21,384</b>	<b>45,296</b>

Institution: Georgia Institute of Technology-Main Campus (139755)

User ID: P1397551

Part A - Fall Enrollment - Summary: CIP CODE:14.0000

**Fall Enrollment Totals**

CIP CODE: 14.0000 -- Engineering

**Men**

Students enrolled for credit	Total full-time students	Total part-time students	Grand total, all students
<u>U.S. Nonresident</u>	1,926	137	<b>2,063</b>
<u>Hispanic/Latino</u>	581	101	<b>682</b>
<u>American Indian or Alaska Native</u>	4	0	<b>4</b>
<u>Asian</u>	1,401	181	<b>1,582</b>
<u>Black or African American</u>	402	58	<b>460</b>
<u>Native Hawaiian or Other Pacific Islander</u>	4	0	<b>4</b>
<u>White</u>	2,678	544	<b>3,222</b>
Two or more races	272	44	<b>316</b>
Race and ethnicity unknown	54	14	<b>68</b>
<b>Total men</b>	<b>7,322</b>	<b>1,079</b>	<b>8,401</b>

**Women**

Students enrolled for credit	Total full-time students	Total part-time students	Grand total, all students
<u>U.S. Nonresident</u>	871	67	<b>938</b>
<u>Hispanic/Latino</u>	291	35	<b>326</b>
<u>American Indian or Alaska Native</u>	5	0	<b>5</b>
<u>Asian</u>	692	104	<b>796</b>
<u>Black or African American</u>	288	31	<b>319</b>
<u>Native Hawaiian or Other Pacific Islander</u>	1	0	<b>1</b>
<u>White</u>	1,300	206	<b>1,506</b>
Two or more races	145	20	<b>165</b>
Race and ethnicity unknown	25	4	<b>29</b>
<b>Total women</b>	<b>3,618</b>	<b>467</b>	<b>4,085</b>
<b>Grand Total (men+women)</b>	<b>10,940</b>	<b>1,546</b>	<b>12,486</b>

Institution: Georgia Institute of Technology-Main Campus (139755)

User ID: P1397551

Part A - Fall Enrollment - Summary: CIP CODE:26.0000

**Fall Enrollment Totals**

CIP CODE: 26.0000 -- Biological and Biomedical Sciences

**Men**

Students enrolled for credit	Total full-time students	Total part-time students	Grand total, all students
<u>U.S. Nonresident</u>	56	2	<b>58</b>
<u>Hispanic/Latino</u>	32	3	<b>35</b>
<u>American Indian or Alaska Native</u>	0	0	<b>0</b>
<u>Asian</u>	145	15	<b>160</b>
<u>Black or African American</u>	33	3	<b>36</b>
<u>Native Hawaiian or Other Pacific Islander</u>	0	0	<b>0</b>
<u>White</u>	152	21	<b>173</b>
Two or more races	17	3	<b>20</b>
Race and ethnicity unknown	4	0	<b>4</b>
<b>Total men</b>	<b>439</b>	<b>47</b>	<b>486</b>

**Women**

Students enrolled for credit	Total full-time students	Total part-time students	Grand total, all students
<u>U.S. Nonresident</u>	87	0	<b>87</b>
<u>Hispanic/Latino</u>	67	9	<b>76</b>
<u>American Indian or Alaska Native</u>	1	0	<b>1</b>
<u>Asian</u>	297	26	<b>323</b>
<u>Black or African American</u>	101	2	<b>103</b>
<u>Native Hawaiian or Other Pacific Islander</u>	0	0	<b>0</b>
<u>White</u>	353	29	<b>382</b>
Two or more races	44	1	<b>45</b>
Race and ethnicity unknown	6	0	<b>6</b>
<b>Total women</b>	<b>956</b>	<b>67</b>	<b>1,023</b>
<b>Grand Total (men+women)</b>	<b>1,395</b>	<b>114</b>	<b>1,509</b>

Institution: Georgia Institute of Technology-Main Campus (139755)

User ID: P1397551

## Part A - Fall Enrollment - Summary: CIP CODE:27.0000

**Fall Enrollment Totals**

CIP CODE: 27.0000 -- Mathematics and Statistics

**Men**

Students enrolled for credit	Total full-time students	Total part-time students	Grand total, all students
<u>U.S. Nonresident</u>	172	9	<b>181</b>
<u>Hispanic/Latino</u>	15	3	<b>18</b>
<u>American Indian or Alaska Native</u>	0	0	<b>0</b>
<u>Asian</u>	64	1	<b>65</b>
<u>Black or African American</u>	4	4	<b>8</b>
<u>Native Hawaiian or Other Pacific Islander</u>	0	0	<b>0</b>
<u>White</u>	117	12	<b>129</b>
Two or more races	18	1	<b>19</b>
Race and ethnicity unknown	5	0	<b>5</b>
<b>Total men</b>	<b>395</b>	<b>30</b>	<b>425</b>

**Women**

Students enrolled for credit	Total full-time students	Total part-time students	Grand total, all students
<u>U.S. Nonresident</u>	80	7	<b>87</b>
<u>Hispanic/Latino</u>	6	0	<b>6</b>
<u>American Indian or Alaska Native</u>	0	0	<b>0</b>
<u>Asian</u>	34	3	<b>37</b>
<u>Black or African American</u>	8	1	<b>9</b>
<u>Native Hawaiian or Other Pacific Islander</u>	0	0	<b>0</b>
<u>White</u>	44	5	<b>49</b>
Two or more races	3	0	<b>3</b>
Race and ethnicity unknown	1	0	<b>1</b>
<b>Total women</b>	<b>176</b>	<b>16</b>	<b>192</b>
<b>Grand Total (men+women)</b>	<b>571</b>	<b>46</b>	<b>617</b>

Institution: Georgia Institute of Technology-Main Campus (139755)

User ID: P1397551

## Part A - Fall Enrollment - Summary: CIP CODE:40.0000

**Fall Enrollment Totals**

CIP CODE: 40.0000 -- Physical Sciences

**Men**

Students enrolled for credit	Total full-time students	Total part-time students	Grand total, all students
<u>U.S. Nonresident</u>	113	2	<b>115</b>
<u>Hispanic/Latino</u>	38	0	<b>38</b>
<u>American Indian or Alaska Native</u>	0	0	<b>0</b>
<u>Asian</u>	49	4	<b>53</b>
<u>Black or African American</u>	10	3	<b>13</b>
<u>Native Hawaiian or Other Pacific Islander</u>	0	0	<b>0</b>
<u>White</u>	200	19	<b>219</b>
Two or more races	19	0	<b>19</b>
Race and ethnicity unknown	2	0	<b>2</b>
<b>Total men</b>	<b>431</b>	<b>28</b>	<b>459</b>

**Women**

Students enrolled for credit	Total full-time students	Total part-time students	Grand total, all students
<u>U.S. Nonresident</u>	64	0	<b>64</b>
<u>Hispanic/Latino</u>	23	1	<b>24</b>
<u>American Indian or Alaska Native</u>	1	0	<b>1</b>
<u>Asian</u>	48	1	<b>49</b>
<u>Black or African American</u>	24	2	<b>26</b>
<u>Native Hawaiian or Other Pacific Islander</u>	0	0	<b>0</b>
<u>White</u>	167	11	<b>178</b>
Two or more races	15	2	<b>17</b>
Race and ethnicity unknown	3	0	<b>3</b>
<b>Total women</b>	<b>345</b>	<b>17</b>	<b>362</b>
<b>Grand Total (men+women)</b>	<b>776</b>	<b>45</b>	<b>821</b>

Institution: Georgia Institute of Technology-Main Campus (139755)

User ID: P1397551

## Part A - Fall Enrollment - Summary: CIP CODE:52.0000

**Fall Enrollment Totals**

CIP CODE: 52.0000 -- Business, Management, Marketing and Related Support Services

**Men**

Students enrolled for credit	Total full-time students	Total part-time students	Grand total, all students
<u>U.S. Nonresident</u>	206	1,049	<b>1,255</b>
<u>Hispanic/Latino</u>	73	241	<b>314</b>
<u>American Indian or Alaska Native</u>	4	2	<b>6</b>
<u>Asian</u>	209	751	<b>960</b>
<u>Black or African American</u>	132	99	<b>231</b>
<u>Native Hawaiian or Other Pacific Islander</u>	2	5	<b>7</b>
<u>White</u>	515	1,431	<b>1,946</b>
Two or more races	39	80	<b>119</b>
Race and ethnicity unknown	10	75	<b>85</b>
<b>Total men</b>	<b>1,190</b>	<b>3,733</b>	<b>4,923</b>

**Women**

Students enrolled for credit	Total full-time students	Total part-time students	Grand total, all students
<u>U.S. Nonresident</u>	110	520	<b>630</b>
<u>Hispanic/Latino</u>	67	91	<b>158</b>
<u>American Indian or Alaska Native</u>	1	2	<b>3</b>
<u>Asian</u>	255	498	<b>753</b>
<u>Black or African American</u>	67	59	<b>126</b>
<u>Native Hawaiian or Other Pacific Islander</u>	1	0	<b>1</b>
<u>White</u>	338	489	<b>827</b>
Two or more races	33	35	<b>68</b>
Race and ethnicity unknown	10	20	<b>30</b>
<b>Total women</b>	<b>882</b>	<b>1,714</b>	<b>2,596</b>
<b>Grand Total (men+women)</b>	<b>2,072</b>	<b>5,447</b>	<b>7,519</b>



Institution: Georgia Institute of Technology-Main Campus (139755)

User ID: P1397551

Part A - Fall Enrollment- Gender Unknown or another gender than Men/Women categories

Part A - Fall Enrollment - Gender Unknown or another gender than Provided Categories

- The 'gender unknown' category is to report students for whom the institution does not know a gender.
- Institutions should not ask students that do not select a binary gender to allocate themselves to a binary gender category; it is up to the institution to allocate unknown students and students that indicate another gender into the binary categories throughout the forms where required. One commonly used method to allocate students is to use the known portion of men to women.

Is your institution able to report another gender for the 2022-23 data collection? If you indicate 'No', your institution should leave the cells in the rows for 'Another gender' blank (i.e., do not report 0). If you indicate 'Yes', but no students identified as another gender, please enter '0'.

Undergraduate students:

- Yes
- No

Graduate students:

- Yes
- No

Of the total students reported, how many students did you allocate to a binary gender category (Men/Women) because their gender was unknown or another gender than the provided categories?

	Number of students	
	Undergraduate students	Graduate students
<b>Grand total</b>	<b>18,415</b>	<b>26,881</b>
Gender unknown (i.e., gender information is not known or not collected).	<input type="text" value="0"/>	<input type="text" value="0"/>
<b>Another gender</b> (i.e., gender information is known but does not fall into either of the mutually exclusive binary categories provided [Men/Women]).	<input type="text"/>	<input type="text"/>
<b>Total of Gender unknown + Another gender</b>	<b>0</b>	<b>0</b>
<b>Total of Students for whom gender is known and falls into one of the mutually exclusive binary categories provided [Men/Women]</b>	<b>18,415</b>	<b>26,881</b>


Institution: Georgia Institute of Technology-Main Campus (139755)

User ID: P1397551

Part A - Fall Enrollment by Distance Education Status

Enrollment as of the institution's official fall reporting date or as of **October 15, 2022**

	Undergraduate Students		Graduate Students
	Degree/certificate-seeking	Non-degree/non-certificate-seeking	
<b>i</b> Enrolled <i>exclusively</i> in distance education courses	6	817	18,575
Enrolled in <i>at least one</i> but not all distance education courses	2,700	18	482
<i>Not enrolled</i> in any distance education courses	<b>14,673</b>	<b>201</b>	<b>7,824</b>
<b>Total (from prior part A screens)</b>	<b>17,379</b>	<b>1,036</b>	<b>26,881</b>

 You may use the box below to provide additional context for the data you have reported above. Context notes will be posted on the College Navigator website. Therefore, you should write all context notes using proper grammar (e.g., complete sentences with punctuation) and common language that can be easily understood by students and parents (e.g., spell out acronyms).

Institution: Georgia Institute of Technology-Main Campus (139755)

User ID: P1397551

Part A - Fall Enrollment by Distance Education Status

Of those students *exclusively* enrolled in distance education courses, report the number that are:

		Undergraduate Students		Graduate Students
		Degree/certificate-seeking	Non-degree/non-certificate-seeking	
Located in	GA	<input checked="" type="checkbox"/> <input type="text" value="6"/>	<input type="text" value="795"/>	<input type="text" value="1,454"/>
Located in the U.S. but not in	GA	<input type="text" value="0"/>	<input type="text" value="0"/>	<input type="text" value="10,021"/>
Located in the U.S. but state/jurisdiction unknown		<input type="text" value="0"/>	<input type="text" value="0"/>	<input type="text" value="6"/>
Located outside the U.S.		<input type="text" value="0"/>	<input type="text" value="22"/>	<input type="text" value="7,094"/>
Location unknown/unreported		<input type="text" value="0"/>	<input type="text" value="0"/>	<input type="text" value="0"/>
<b>Total students exclusively enrolled in distance education (from section above)</b>		<b>6</b>	<b>817</b>	<b>18,575</b>

Institution: Georgia Institute of Technology-Main Campus (139755)

User ID: P1397551

## Part B - Fall Enrollment by Age and Gender for Full-time Undergraduate Students

Enrollment as of the institution's official fall reporting date or as of **October 15, 2022**NOTE: These data are **optional** this year.

Age	Full-time Undergraduate Students	
	Men	Women
Under 18	100	91
18-19	4,105	2,920
20-21	4,061	2,723
22-24	1,304	655
25-29	149	49
30-34	26	10
35-39	10	0
40-49	1	2
50-64	1	0
65 and over		
Age unknown/unreported	0	0
<b>Total full-time undergraduate students (from part A)</b>	<b>9,757</b>	<b>6,450</b>

Institution: Georgia Institute of Technology-Main Campus (139755)

User ID: P1397551

## Part B - Fall Enrollment by Age and Gender for Part-time Undergraduate Students

Enrollment as of the institution's official fall reporting date or as of **October 15, 2022**NOTE: These data are **optional** this year.

Age	Part-time Undergraduate Students	
	Men	Women
Under 18	502	236
18-19	148	56
20-21	276	208
22-24	388	242
25-29	65	26
30-34	13	11
35-39	10	2
40-49	6	2
50-64	3	1
65 and over	10	3
Age unknown/unreported	0	0
<b>Total part-time undergraduate students (from part A)</b>	<b>1,421</b>	<b>787</b>

Institution: Georgia Institute of Technology-Main Campus (139755)

User ID: P1397551

## Part B - Fall Enrollment by Age and Gender for Full-time Graduate Students

Enrollment as of the institution's official fall reporting date or as of **October 15, 2022**NOTE: These data are **optional** this year.

Age	Full-time Graduate Students	
	Men	Women
Under 18	<input type="text"/>	<input type="text"/>
18-19	<input type="text" value="2"/>	<input type="text" value="0"/>
20-21	<input type="text" value="216"/>	<input type="text" value="94"/>
22-24	<input type="text" value="2,037"/>	<input type="text" value="1,068"/>
25-29	<input type="text" value="2,015"/>	<input type="text" value="996"/>
30-34	<input type="text" value="609"/>	<input type="text" value="251"/>
35-39	<input type="text" value="157"/>	<input type="text" value="68"/>
40-49	<input type="text" value="102"/>	<input type="text" value="52"/>
50-64	<input type="text" value="25"/>	<input type="text" value="9"/>
65 and over	<input type="text" value="4"/>	<input type="text" value="0"/>
Age unknown/unreported	<input type="text" value="0"/>	<input type="text" value="0"/>
<b>Total full-time graduate students (from part A)</b>	<b>5,167</b>	<b>2,538</b>

Institution: Georgia Institute of Technology-Main Campus (139755)

User ID: P1397551

## Part B - Fall Enrollment by Age and Gender for Part-time Graduate Students

Enrollment as of the institution's official fall reporting date or as of **October 15, 2022**NOTE: These data are **optional** this year.

Age	Part-time Graduate Students	
	Men	Women
Under 18	1	0
18-19	3	0
20-21	54	18
22-24	1,424	524
25-29	5,207	1,949
30-34	3,410	1,271
35-39	1,956	535
40-49	1,731	415
50-64	539	94
65 and over	34	11
Age unknown/unreported	0	0
<b>Total part-time graduate students (from part A)</b>	<b>14,359</b>	<b>4,817</b>


Institution: Georgia Institute of Technology-Main Campus (139755)

User ID: P1397551

## Part C - Screening Question

Did any of your **first-time degree/certificate-seeking undergraduate students (reported in Part A) enroll within 12 months of graduating high school or receiving their GED?**

- No, we do not have any first-time students who enrolled within 12 months of their high school graduation.
- Yes, we have first-time students who enrolled within 12 months of their high school graduation.

 You may use the box below to provide additional context for the data you have reported above. Context notes will be posted on the College Navigator website. Therefore, you should write all context notes using proper grammar (e.g., complete sentences with punctuation) and common language that can be easily understood by students and parents (e.g., spell out acronyms).



Institution: Georgia Institute of Technology-Main Campus (139755)

User ID: P1397551

## Part C - Residence of First-time Undergraduates

Enrollment as of the institution's official fall reporting date or as of **October 15, 2022**Enter **at least one** zero, where applicable, to verify that the screen has not been skipped.

State of <u>residence</u> when student was first admitted	FIPS Code	<b>i</b> Total <u>first-time</u> degree/certificate-seeking undergraduates (1)	Of students in column 1, those who enrolled within 12 months of high school graduation or receiving their GED (2)
Alabama	01	<input type="text" value="20"/>	<input type="text" value="20"/>
Alaska	02	<input type="text" value="1"/>	<input type="text" value="1"/>
Arizona	04	<input type="text" value="17"/>	<input type="text" value="17"/>
Arkansas	05	<input type="text"/>	<input type="text"/>
California	06	<input type="text" value="77"/>	<input type="text" value="76"/>
Colorado	08	<input type="text" value="22"/>	<input type="text" value="22"/>
Connecticut	09	<input type="text" value="20"/>	<input type="text" value="20"/>
Delaware	10	<input type="text" value="4"/>	<input type="text" value="4"/>
District of Columbia	11	<input type="text" value="5"/>	<input type="text" value="5"/>
Florida	12	<input type="text" value="115"/>	<input type="text" value="114"/>
Georgia	13	<input type="text" value="2,056"/>	<input type="text" value="2,041"/>
Hawaii	15	<input type="text" value="7"/>	<input type="text" value="5"/>
Idaho	16	<input type="text" value="2"/>	<input type="text" value="2"/>
Illinois	17	<input type="text" value="45"/>	<input type="text" value="45"/>
Indiana	18	<input type="text" value="11"/>	<input type="text" value="11"/>
Iowa	19	<input type="text" value="4"/>	<input type="text" value="4"/>
Kansas	20	<input type="text" value="7"/>	<input type="text" value="7"/>
Kentucky	21	<input type="text" value="15"/>	<input type="text" value="15"/>
Louisiana	22	<input type="text" value="7"/>	<input type="text" value="7"/>
Maine	23	<input type="text" value="1"/>	<input type="text" value="1"/>

Institution: Georgia Institute of Technology-Main Campus (139755)

User ID: P1397551

## Part C - Residence of First-time Undergraduates

Enrollment as of the institution's official fall reporting date or as of **October 15, 2022**Enter **at least one** zero, where applicable, to verify that the screen has not been skipped.

State of <u>residence</u> when student was first admitted	FIPS Code	Total <u>first-time</u> degree/certificate-seeking undergraduates (1)	Of students in column 1, those who enrolled within 12 months of high school graduation or receiving their GED (2)
Maryland	24	70	69
Massachusetts	25	48	47
Michigan	26	8	8
Minnesota	27	18	18
Mississippi	28		
Missouri	29	13	13
Montana	30	1	1
Nebraska	31	2	2
Nevada	32	4	4
New Hampshire	33	10	10
New Jersey	34	140	139
New Mexico	35	4	4
New York	36	76	75
North Carolina	37	54	53
North Dakota	38	1	1
Ohio	39	47	47
Oklahoma	40	4	4
Oregon	41	3	3
Pennsylvania	42	64	64
Rhode Island	44	2	2

Institution: Georgia Institute of Technology-Main Campus (139755)


User ID: P1397551

Part C - Residence of First-time Undergraduates

Enrollment as of the institution's **official fall reporting date** or as of **October 15, 2022**

Enter **at least one** zero, where applicable, to verify that the screen has not been skipped.

State of <i>residence</i> when student was first admitted	FIPS Code	Total <u>first-time</u> degree/certificate-seeking undergraduates (1)	Of students in column 1, those who enrolled within 12 months of high school graduation or receiving their GED (2)
South Carolina	45	<input type="text" value="36"/>	<input type="text" value="36"/>
South Dakota	46	<input type="text"/>	<input type="text"/>
Tennessee	47	<input type="text" value="41"/>	<input type="text" value="41"/>
Texas	48	<input type="text" value="77"/>	<input type="text" value="76"/>
Utah	49	<input type="text" value="5"/>	<input type="text" value="2"/>
Vermont	50	<input type="text"/>	<input type="text"/>
Virginia	51	<input type="text" value="104"/>	<input type="text" value="103"/>
Washington	53	<input type="text" value="23"/>	<input type="text" value="23"/>
West Virginia	54	<input type="text" value="4"/>	<input type="text" value="4"/>
Wisconsin	55	<input type="text" value="12"/>	<input type="text" value="11"/>
Wyoming	56	<input type="text" value="1"/>	<input type="text" value="1"/>
<u>State Unknown</u>	57	<input type="text" value="41"/>	<input type="text" value="37"/>
American Samoa	60	<input type="text"/>	<input type="text"/>
Federated States of Micronesia	64	<input type="text"/>	<input type="text"/>
Guam	66	<input type="text"/>	<input type="text"/>
Marshall Islands	68	<input type="text"/>	<input type="text"/>
Northern Marianas	69	<input type="text"/>	<input type="text"/>
Palau	70	<input type="text"/>	<input type="text"/>
Puerto Rico	72	<input type="text" value="8"/>	<input type="text" value="8"/>
Virgin Islands	78	<input type="text"/>	<input type="text"/>
Foreign Countries	90	<input type="text" value="290"/>	<input type="text" value="252"/>
Residence unknown/unreported	98	<input type="text" value="0"/>	<input type="text"/>
<b>Total first-time degree/certificate-seeking undergraduates (from Part A)</b>		<b>3,647</b>	<b>3,575</b>

 You may use the box below to provide additional context for the data you have reported above. Context notes will be posted on the College Navigator website. Therefore, you should write all context notes using proper grammar (e.g., complete sentences with punctuation) and common language that can be easily understood by students and parents (e.g., spell out acronyms).

Institution: Georgia Institute of Technology-Main Campus (139755)

User ID: P1397551

## Part D - Total Undergraduate Entering Class

## Total Undergraduate Entering Class, Fall 2022

D1	Total full-time, first-time degree/certificate-seeking <u>undergraduates</u> from Part A (GR cohort)	3,630
D2	Total <u>first-time</u> degree/certificate-seeking undergraduates (full-time + part-time) from Part A	<b>3,647</b>
D3	Total <u>transfer-in (non-first-time entering)</u> degree/certificate-seeking undergraduates (full-time + part-time) from Part A	<b>1,024</b>
D4	Total <u>non-degree/non-certificate-seeking</u> undergraduates (full-time + part-time) from Part A	<b>1,036</b>
D5	Of the total non-degree/non-certificate-seeking undergraduates displayed on line D4, <b>the number that are new to the institution in Fall 2022</b>	842
D6	Total <u>entering students</u> at the undergraduate level <b>Note:</b> This is calculated as first-time students (line D2) + students transferring to the institution (line D3) + non-degree/non-certificate-seeking undergraduates entering in Fall 2022 (line D5).	<b>5,513</b>
D7	Percentage of undergraduate entering class represented by your GR <u>cohort</u> (line D1/line D6)	<b>66</b>

Institution: Georgia Institute of Technology-Main Campus (139755)

User ID: P1397551

Part E - First-time Bachelor's Cohort Retention Rates (Full-time)

**Retention Rates - Full-time, First-time Bachelor's Cohort from Fall 2021**


Academic reporters determine the cohort and retention as of the institution's official fall reporting date or as of October 15. Program reporters determine the cohort with enrollment any time between August 1 and October 31, 2021 and retention based on August 1, 2022.

The retention rate is calculated by the system after clicking "Save" on the screen. Exclusions are subtracted from and inclusions are added to the original cohort and the resulting adjusted cohort is used for calculating the retention rate.

Retention Data Reporting Reminders:

- Include only **full-time, first-time bachelor's** students in this cohort.
- Determine the full-time cohort using Fall 2021 status (e.g., if a student was full-time in Fall 2021, report them in the full-time cohort regardless of their Fall 2022 status).
- If there are no students to report in the cohort, enter zero. Do not leave the field blank.
- Report in the exclusions box (line E2a) the number of students from the cohort who left the institution for any of the following reasons: died or were totally and permanently disabled; to serve in the armed forces (including those called to active duty); to serve with a foreign aid service of the Federal Government (e.g., Peace Corps); or to serve on official church missions.
- Report in the inclusion box (line E2b) first-time bachelor's-seeking study abroad students who were excluded from the first-time cohort (line E1) but who have re-enrolled at the institution their second year.

FULL-TIME, FIRST-TIME BACHELOR'S COHORT RETENTION:			Prior year data (Fall 2020 cohort)	
<b>E1</b>	Full-time, first-time Fall 2021 bachelor's cohort	<input type="text" value="3,460"/>	3,230	
<b>E2a</b>	<u>Exclusions</u> from the Fall 2021 cohort	<input type="text" value="0"/>	0	
<b>E2b</b>	Inclusion to the Fall 2021 cohort	<input type="text" value="0"/>	0	
<b>E3</b>	<b>Adjusted</b> Fall 2021 cohort (line E1- E2a + E2b)	<b>3,460</b>	<b>3,230</b>	
<b>E4</b>	Students from Fall 2021 cohort <b>still enrolled</b> as of Fall 2022	<input type="text" value="3,386"/>	3,134	
<b>E5</b>	Full-time, first-time Fall 2021 bachelor's cohort retention rate (line E4 / line E3)	<b>98 %</b>	<b>97 %</b>	

 The notes below provide context for the data you've reported above and **may** be posted on the College Navigator website. Choose one option that best explains your data or choose "Not Applicable" if you do not wish to provide context notes. If none of the options provided explain your institution's data, then choose "Other" and write your own context notes. Therefore, you should write all context notes using proper grammar (e.g., complete sentences with punctuation) and common language that can be easily understood by students and parents (e.g., spell out acronyms).

Institution: Georgia Institute of Technology-Main Campus (139755)

User ID: P1397551

Part E - First-time Bachelor's Cohort Retention Rates (Part-time)

**Retention Rates - Part-time, First-time Bachelor's Cohort from Fall 2021**


Academic reporters determine the cohort and retention as of the institution's official fall reporting date or as of October 15. Program reporters determine the cohort with enrollment any time between August 1 and October 31, 2021 and retention based on August 1, 2022.

The retention rate is calculated by the system after clicking "Save" on the screen. Exclusions are subtracted from the original cohort and the resulting adjusted cohort is used for calculating the retention rate.

Retention Data Reporting Reminders:

- Include only **part-time, first-time bachelor's** students in this cohort.
- Determine part-time using Fall 2021 attendance status (e.g., if a student was part-time in Fall 2021, report them in the part-time cohort regardless of their Fall 2022 status).
- If there are no students to report in the cohort, enter zero. Do not leave the field blank.
- Report in the exclusions box (line E7a) the number of students from the cohort who left the institution for any of the following reasons: died or were totally and permanently disabled; to serve in the armed forces (including those called to active duty); to serve with a foreign aid service of the Federal Government (e.g., Peace Corps); or to serve on official church missions.
- Report in the inclusion box (line E7b) first-time bachelor's-seeking study abroad students who were excluded from the first-time cohort (line E6) but who have re-enrolled at the institution their second year.

PART-TIME, FIRST-TIME BACHELOR'S COHORT RETENTION:			Prior year data (Fall 2020 cohort)	
<b>E6</b>	Part-time, first-time Fall 2021 bachelor's cohort	<input checked="" type="checkbox"/> <input type="text" value="11"/>	26	
<b>E7a</b>	<u>Exclusions</u> from the Fall 2021 cohort	<input type="text" value="0"/>	0	
<b>E7b</b>	Inclusions to the Fall 2021 cohort	<input type="text" value="0"/>	0	
<b>E8</b>	<b>Adjusted</b> Fall 2021 cohort (line E6 - E7a + E7b)	<b>11</b>	26	
<b>E9</b>	Students from Fall 2021 cohort <b>still enrolled</b> as of Fall 2022	<input checked="" type="checkbox"/> <input type="text" value="11"/>	22	
<b>E10</b>	Part-time, first-time Fall 2021 bachelor's cohort retention rate (line E9 / line E8)	<b>100</b> %	85	%

 The notes below provide context for the data you've reported above and **may** be posted on the College Navigator website. Choose one option that best explains your data or choose "Not Applicable" if you do not wish to provide context notes. If none of the options provided explain your institution's data, then choose "Other" and write your own context notes. Therefore, you should write all context notes using proper grammar (e.g., complete sentences with punctuation) and common language that can be easily understood by students and parents (e.g., spell out acronyms).

Not Applicable ▼

Institution: Georgia Institute of Technology-Main Campus (139755)

User ID: P1397551

## Part F - Student-to-Faculty Ratio

**Student-to-Faculty Ratio**

Please provide your institution's student-to-faculty ratio (i.e., student-to-instructional staff) for undergraduate programs for Fall 2022. The student-to-faculty ratio and any accompanying context that is provided will be displayed on College Navigator.

Note: Logic in this item is similar to item I-2 from the Common Data Set data collection.


Click [here](#) to use a worksheet to help you determine the student-to-faculty ratio

Student-to-faculty ratio

to 1

Student-to-faculty ratio prior year

to 1

 You may use the box below to provide additional context for the data you have reported above. Context notes will be posted on the College Navigator website. Therefore, you should write all context notes using proper grammar (e.g., complete sentences with punctuation) and common language that can be easily understood by students and parents (e.g., spell out acronyms).

Institution: Georgia Institute of Technology-Main Campus (139755)

User ID: P1397551

Prepared by

Reporting Reminders:

- The name of the preparer is being collected so that we can follow up with the appropriate person in the event that there are questions concerning the data.
- The Keyholder will be copied on all email correspondence to other preparers.
- The time it took to prepare this component is being collected so that we can continue to improve our estimate of the reporting burden associated with IPEDS.
- Please include in your estimate the time it took for you to review instructions, query and search data sources, complete and review the component, and submit the data through the Data Collection System.
- Thank you for your assistance.

This survey component was prepared by:

<input checked="" type="radio"/>	Keyholder	<input type="radio"/>	SFA Contact	<input type="radio"/>	HR Contact
<input type="radio"/>	Finance Contact	<input type="radio"/>	Academic Library Contact	<input type="radio"/>	Other
Name:		<input type="text" value="Jason Wang"/>			
Email:		<input type="text" value="jason.wang@irp.gatech.edu"/>			

How many staff from your institution only were involved in the data collection and reporting process of this survey component?

Number of Staff (including yourself)

How many hours did you and others from your institution only spend on each of the steps below when responding to this survey component?  
*Exclude the hours spent collecting data for state and other reporting purposes.*

Staff member	Collecting Data Needed	Revising Data to Match IPEDS Requirements	Entering Data	Revising and Locking Data
Your office	<input type="text" value="0.00"/> hours	<input type="text" value="1.00"/> hours	<input type="text" value="0.50"/> hours	<input type="text" value="1.00"/> hours
Other offices	<input type="text" value="0.50"/> hours	<input type="text" value="0.50"/> hours	<input type="text" value="0.00"/> hours	<input type="text" value="0.00"/> hours



Institution: Georgia Institute of Technology-Main Campus (139755)

User ID: P1397551

## Summary

### Fall Enrollment Survey Summary

IPEDS collects important information regarding your institution. All data reported in IPEDS survey components become available in the IPEDS Data Center and appear as aggregated data in various Department of Education reports. Additionally, some of the reported data appears specifically for your institution through the College Navigator website and is included in your institution's Data Feedback Report (DFR). The purpose of this summary is to provide you an opportunity to view some of the data that, when accepted through the IPEDS quality control process, will appear on the College Navigator website and/or your DFR. College Navigator is updated approximately three months after the data collection period closes and Data Feedback Reports will be available through the [Data Center](#) and sent to your institution's CEO in November 2023.

Please review your data for accuracy. If you have questions about the data displayed below after reviewing the data reported on the survey screens, please contact the IPEDS Help Desk at: 1-877-225-2568 or [ipedshelp@rti.org](mailto:ipedshelp@rti.org).

## Four-Year Institutions with Graduate Students

Student Enrollment	
Total enrollment	45,296
Undergraduate enrollment	18,415
Undergraduate transfer-in enrollment	1,024
Graduate enrollment	26,881
Student-to-faculty ratio	19 to 1

Student Characteristics (All Students)	
Percent of all students who are female	32%
Percent of all students by race/ethnicity:	
American Indian or Alaska Native	0%
Asian	24%
Black or African American	5%
Hispanic/Latino	6%
Native Hawaiian or Pacific Islander	0%
White	33%
Two or More Races	3%
Race and ethnicity unknown	1%
U.S. Nonresident	27%

Undergraduate Student Characteristics	
Percent of undergraduates who are female	39%
Percent of undergraduates who are full-time	88%
Percent of undergraduates by race/ethnicity:	
American Indian or Alaska Native	0%
Asian	31%
Black or African American	8%
Hispanic/Latino	8%
Native Hawaiian or Pacific Islander	0%
White	37%
Two or More Races	4%
Race and ethnicity unknown	1%
U.S. Nonresident	10%

Undergraduate Retention and Graduation Rate Cohort	
First-time, full-time bachelor's seeking student retention rate	98%
First-time, part-time bachelor's seeking student retention rate	100%
Graduation rate cohort as percent of total entering students	66%

Graduate Student Characteristics	
Percent of graduate students who are female	27%
Percent of graduate students who are full-time	29%

Institution: Georgia Institute of Technology-Main Campus (139755)

User ID: P1397551

## Edit Report

## Fall Enrollment

Source	Description	Severity	Resolved	Options
<b>Global Edits</b>				
Perform Edits	The total number of first-time undergraduate students (3,647) in the Fall Enrollment component is different from the reported total number of first-time undergraduate students in the Admissions component (3,646). Please correct your data or explain the discrepancy. (Error #6824)	Explanation	Yes	
Reason	The error is in the Admissions component. A revision will be necessary.			
<b>Screen: Part A - Fall Enrollment by Distance Education Status</b>				
Perform Edits	All undergraduate degree/certificate-seeking students exclusively enrolled in distance education courses are not expected to be reported under the same location category. Please correct your data or explain. (Error #6169)	Explanation	Yes	
Reason	Georgia Tech has very few undergraduate degree-seeking students exclusively enrolled in distance education courses. Confirmed these students are located in Georgia.			
<b>Screen: Part E - First-time Bachelor's Cohort Retention Rates (Full-time)</b>				
Perform Edits	The full-time, first-time bachelor's cohort reported in Part E cannot be greater than the total number of full-time, first-time students reported by your institution in the prior year Fall Enrollment survey. Please correct your data or contact the IPEDS Help Desk for assistance. (Error #6249)	Fatal	Yes	
Reason	Overridden by administrator. Institution revised PY EF and confirms the data to be correct now. ST			
<b>Screen: Part E - First-time Bachelor's Cohort Retention Rates (Part-time)</b>				
Screen Entry	The part-time, first-time bachelor's cohort reported in Part E (11) is outside the expected range when compared with the prior year value (Fall 2020 cohort). Please correct your data or explain. (Error #6805)	Explanation	Yes	
Reason	Due to the COVID-19 pandemic, the Fall 2020 part-time cohort was considerably larger than is typical for Georgia Tech.			
Screen Entry	The data reported indicates that your retention rate for this cohort is 100%. Please confirm that the data reported are correct. (Error #6147)	Confirmation	Yes	