

# IPEDS 2023-24

## Data Collection System

IPEDS HELP DESK (877) 225-2568 | [ipedshelp@rti.org](mailto:ipedshelp@rti.org)  
OMB NO. 1850-0582 v.31 : Approval Expires 8/31/2025  
User ID: P1397551

### 12-month Enrollment 2023-24

Institution: Georgia Institute of Technology-Main Campus (139755)

User ID: P1397551

#### Overview

##### 12-month Enrollment Overview

The 12-month Enrollment survey component collects unduplicated student enrollment counts and instructional activity data for an entire 12-month period. Using the instructional activity data reported, a full-time equivalent (FTE) student enrollment at the undergraduate and graduate level is estimated (4-year institutions only). Institutions with Doctor's - professional practice students will also report the FTE enrollment of those students (4-year institutions only). NCES uses the FTE enrollment to produce indicators such as expenses by function per FTE as reported in the IPEDS Data Feedback Report.

##### Data Reporting Reminder:

- All institutions must use the July 1 - June 30 reporting period.
- Report data to accurately reflect the time period corresponding with the IPEDS survey component, even if such reporting is seemingly inconsistent with prior-year reporting.

##### Changes in reporting

The following changes were implemented for the 2023-24 data collection period:

- Rephrased "remedial education" terminology in survey materials to "developmental education," including Glossary terms
- Rephrased "dual enrolled students" terminology in survey materials to "high school students enrolled in college courses for credit"
- Added new Part C to collect counts of high school students enrolled in college courses for credit
- Revised survey materials related to Gender Unknown or Another Gender enrollment reporting in Part A, including non-reporting for small cell size
- Added FAQ regarding including incarcerated students in for-credit enrollment reporting
- Revised FAQ regarding enrollment reporting for degree-seeking students who were previously enrolled as non-degree-seeking
- Revised FAQ with an additional note about verification of F-1 visa status for undocumented and DACA students
- Added a note to Instructions regarding distance education enrollment reporting to ensure consistency with Fall Enrollment (EF) reporting
- Revised text and organization of Instructions regarding instructional activity and full-time equivalent enrollment (Note: no changes were made to methodology or reporting guidelines)
- Revised FAQ for clarity regarding reporting the estimate of full-time equivalent (FTE) students
- Added FAQ regarding experimental site participants

##### Resources:

- To download the survey materials for this component: [Survey Materials](#)
- To access your prior year data submission for this component: [Reported Data](#)

If you have questions about completing this survey, please contact the IPEDS Help Desk at 1-877-225-2568.

Institution: Georgia Institute of Technology-Main Campus (139755)


User ID: P1397551

## Undergraduate Instructional Activity Type

**Which instructional activity units will you use to report undergraduate instructional activity?**

- Undergraduate instructional activity data in Part B may be reported in units of clock hours or credit hours.
- Please note that any graduate level instructional activity must be reported in credit hours. (4-year institutions only)

- Clock hours
- Credit hours
- Both clock and credit hours (some undergraduate programs measured in clock hours and some measured in credit hours)

 You may use the box below to provide additional context for the data you have reported above. Context notes will be posted on the College Navigator website. Therefore, you should write all context notes using proper grammar (e.g., complete sentences with punctuation) and common language that can be easily understood by students and parents (e.g., spell out acronyms).

Institution: Georgia Institute of Technology-Main Campus (139755)

User ID: P1397551

## Part A - Unduplicated Count for Full-time Undergraduate Students

## 12-month Unduplicated Count by Race/Ethnicity and Gender - Full-time Undergraduate Students

July 1, 2022 – June 30, 2023

## Reporting Reminders:

- The 12-month unduplicated count must be equal or greater than the corresponding prior year fall enrollment.
- Report Hispanic/Latino individuals of any race as Hispanic/Latino
- Report race for non-Hispanic/Latino individuals only
- Even though Teacher Preparation certificate programs may require a bachelor's degree for admission, they are considered subbaccalaureate undergraduate programs, and students in these programs are undergraduate students.

## Men

Students enrolled for <u>credit</u>	Degree/certificate-seeking			Total degree/certificate-seeking	Non-degree/ non-certificate-seeking	Total, Full-time undergraduate students
	First-time	Non-first-time				
		Transfer-in	Continuing/ Returning			
U.S. Nonresident	176	90	889	1,155	98	1,253
Hispanic/Latino	206	67	557	830	0	830
American Indian or Alaska Native	0	2	5	7	0	7
Asian	699	328	2,017	3,044	8	3,052
Black or African American	166	54	520	740	0	740
Native Hawaiian or Other Pacific Islander	0	1	2	3	0	3
White	756	277	2,905	3,938	8	3,946
Two or more races	86	53	307	446	1	447
Race and ethnicity unknown	23	8	75	106	0	106
<b>Total men</b>	<b>2,112</b>	<b>880</b>	<b>7,277</b>	<b>10,269</b>	<b>115</b>	<b>10,384</b>
Total men prior year	2,017	822	6,801	9,640	93	9,733

## Women

Students enrolled for <u>credit</u>	Degree/certificate-seeking			Total degree/certificate-seeking	Non-degree/ non-certificate-seeking	Total, Full-time undergraduate students
	First-time	Non-first-time				
		Transfer-in	Continuing/ Returning			
U.S. Nonresident	114	52	522	688	40	728
Hispanic/Latino	132	24	387	543	2	545
American Indian or Alaska Native	0	1	2	3	0	3
Asian	524	176	1,295	1,995	2	1,997
Black or African American	159	27	418	604	0	604
Native Hawaiian or Other Pacific Islander	0	0	2	2	0	2
White	512	107	1,916	2,535	2	2,537
Two or more races	74	16	216	306	2	308
Race and ethnicity unknown	16	1	42	59	0	59
<b>Total women</b>	<b>1,531</b>	<b>404</b>	<b>4,800</b>	<b>6,735</b>	<b>48</b>	<b>6,783</b>
Total women prior year	1,458	384	4,563	6,405	45	6,450

<b>Grand total (2022-23)</b>	<b>3,643</b>	<b>1,284</b>	<b>12,077</b>	<b>17,004</b>	<b>163</b>	<b>17,167</b>
<b>Prior year data:</b>						
Grand total (men+women) prior year	3,475	1,206	11,364	16,045	138	16,183
Total Full-time undergraduate enrollment Fall 2022 <i>NOTE: Grand total (2022-23) calculated above is expected to be greater than total Full-time undergraduate enrollment Fall 2022.</i>	3,630	979	11,501	16,110	97	16,207

Institution: Georgia Institute of Technology-Main Campus (139755)

User ID: P1397551

Part A - Unduplicated Count for Part-time Undergraduate Students

12-month Unduplicated Count by Race/Ethnicity and Gender - Part-time Undergraduate Students

July 1, 2022 – June 30, 2023

Reporting Reminders:

- The 12-month unduplicated count must be equal or greater than the corresponding prior year fall enrollment.
- Report Hispanic/Latino individuals of any race as Hispanic/Latino
- Report race for non-Hispanic/Latino individuals only
- Even though Teacher Preparation certificate programs may require a bachelor's degree for admission, they are considered subbaccalaureate undergraduate programs, and students in these programs are undergraduate students.

Men

Students enrolled for <u>credit</u>	Degree/certificate-seeking			Total degree/certificate-seeking	Non-degree/ non-certificate-seeking	Total, Part-time undergraduate students
	First-time	Non-first-time				
		Transfer-in	Continuing/Returning			
U.S. Nonresident	1	0	58	59	25	84
Hispanic/Latino	1	5	80	86	26	112
American Indian or Alaska Native	0	0	1	1	0	1
Asian	3	19	268	290	410	700
Black or African American	2	6	74	82	38	120
Native Hawaiian or Other Pacific Islander	0	0	1	1	1	2
White	3	19	433	455	193	648
Two or more races	2	7	37	46	29	75
Race and ethnicity unknown	0	0	12	12	13	25
<b>Total men</b>	<b>12</b>	<b>56</b>	<b>964</b>	<b>1,032</b>	<b>735</b>	<b>1,767</b>
Total men prior year	9	65	1,026	1,100	632	1,732

Women

Students enrolled for <u>credit</u>	Degree/certificate-seeking			Total degree/certificate-seeking	Non-degree/ non-certificate-seeking	Total, Part-time undergraduate students
	First-time	Non-first-time				
		Transfer-in	Continuing/Returning			
U.S. Nonresident	0	0	28	28	10	38
Hispanic/Latino	1	4	46	51	15	66
American Indian or Alaska Native	0	0	0	0	0	0
Asian	2	10	193	205	193	398
Black or African American	0	0	54	54	24	78
Native Hawaiian or Other Pacific Islander	0	0	0	0	0	0
White	3	5	236	244	64	308
Two or more races	1	1	31	33	17	50
Race and ethnicity unknown	0	0	5	5	11	16
<b>Total women</b>	<b>7</b>	<b>20</b>	<b>593</b>	<b>620</b>	<b>334</b>	<b>954</b>
Total women prior year	3	23	611	637	337	974

<b>Grand total (2022-23)</b>	<b>19</b>	<b>76</b>	<b>1,557</b>	<b>1,652</b>	<b>1,069</b>	<b>2,721</b>
<b>Prior year data:</b>						
Grand total (men+women) prior year	12	88	1,637	1,737	969	2,706
Total Part-time undergraduate enrollment Fall 2022 <i>NOTE: Grand total (2022-23) calculated above is expected to be greater than total Part-time undergraduate enrollment Fall 2022.</i>	17	45	1,207	1,269	939	2,208

Institution: Georgia Institute of Technology-Main Campus (139755)

User ID: P1397551

## Part A - Unduplicated Count for Undergraduate Students

**12-month Unduplicated Count by Race/Ethnicity and Gender - Undergraduate Student Total**

July 1, 2022 – June 30, 2023

**Men**

Students enrolled for credit	Total full-time undergraduate students	Total part-time undergraduate students	Grand total, all undergraduate students
<u>U.S. Nonresident</u>	1,253	84	<b>1,337</b>
<u>Hispanic/Latino</u>	830	112	<b>942</b>
<u>American Indian or Alaska Native</u>	7	1	<b>8</b>
<u>Asian</u>	3,052	700	<b>3,752</b>
<u>Black or African American</u>	740	120	<b>860</b>
<u>Native Hawaiian or Other Pacific Islander</u>	3	2	<b>5</b>
<u>White</u>	3,946	648	<b>4,594</b>
Two or more races	447	75	<b>522</b>
<u>Race and ethnicity unknown</u>	106	25	<b>131</b>
<b>Total men</b>	<b>10,384</b>	<b>1,767</b>	<b>12,151</b>

**Women**

Students enrolled for credit	Total full-time undergraduate students	Total part-time undergraduate students	Grand total, all undergraduate students
<u>U.S. Nonresident</u>	728	38	<b>766</b>
<u>Hispanic/Latino</u>	545	66	<b>611</b>
<u>American Indian or Alaska Native</u>	3	0	<b>3</b>
<u>Asian</u>	1,997	398	<b>2,395</b>
<u>Black or African American</u>	604	78	<b>682</b>
<u>Native Hawaiian or Other Pacific Islander</u>	2	0	<b>2</b>
<u>White</u>	2,537	308	<b>2,845</b>
Two or more races	308	50	<b>358</b>
<u>Race and ethnicity unknown</u>	59	16	<b>75</b>
<b>Total women</b>	<b>6,783</b>	<b>954</b>	<b>7,737</b>
<b>Grand Total (men+women)</b>	<b>17,167</b>	<b>2,721</b>	<b>19,888</b>

Institution: Georgia Institute of Technology-Main Campus (139755)

User ID: P1397551

Part A - Unduplicated Count for Graduate Students

12-month Unduplicated Count by Race/Ethnicity and Gender - Full-time and Part-time Graduate Students

July 1, 2022 – June 30, 2023

Reporting Reminders:

- The 12-month unduplicated count must be equal or greater than the corresponding prior year fall enrollment.
- Report Hispanic/Latino individuals of any race as Hispanic/Latino
- Report race for non-Hispanic/Latino individuals only
- Report all postbaccalaureate degree and certificate students as graduate students, including any doctor's - professional practice students (formerly first-professional)

Men

Students enrolled for credit	Total full-time	Total part-time	Total graduate students
U.S. Nonresident	3,058	6,074	9,132
Hispanic/Latino	226	1,221	1,447
American Indian or Alaska Native	1	10	11
Asian	703	3,607	4,310
Black or African American	176	628	804
Native Hawaiian or Other Pacific Islander	5	20	25
White	1,368	6,512	7,880
Two or more races	124	446	570
Race and ethnicity unknown	30	355	385
<b>Total men</b>	<b>5,691</b>	<b>18,873</b>	<b>24,564</b>
Total men prior year			24,556

Women

Students enrolled for credit	Total full-time	Total part-time	Total Graduate students
U.S. Nonresident	1,443	2,691	4,134
Hispanic/Latino	126	288	414
American Indian or Alaska Native	5	5	10
Asian	328	1,583	1,911
Black or African American	147	250	397
Native Hawaiian or Other Pacific Islander	0	0	0
White	637	1,481	2,118
Two or more races	70	125	195
Race and ethnicity unknown	18	88	106
<b>Total women</b>	<b>2,774</b>	<b>6,511</b>	<b>9,285</b>
Total women prior year			8,606

<b>Grand total (2022-23)</b>	<b>8,465</b>	<b>25,384</b>	<b>33,849</b>
Prior year data:			
Unduplicated headcount (2021-22)			33,162
<b>i</b> Total graduate enrollment Fall 2022	7,705	19,176	26,881
<i>NOTE: Grand total (2022-23) calculated above is expected to be greater than Total graduate enrollment Fall 2022.</i>			

Institution: Georgia Institute of Technology-Main Campus (139755)

User ID: P1397551

Part A - Gender Unknown or Another Gender than Provided Categories

12-month Unduplicated Count by Gender Unknown or Another Gender than Provided Categories

- The 'gender unknown' category is to report students for whom the institution does not know a gender.
- Institutions should not ask students that do not select a binary gender to allocate themselves to a binary gender category; it is up to the institution to allocate unknown students and students that indicate another gender into the binary categories throughout the forms where required. One method commonly used by institutions is to allocate these students to the binary categories required in other parts of the form using the proportion of men to women reported.

Is your institution able to report **another gender** for the 2023-24 data collection?

If you indicate 'No, my institution does not collect data on another gender,' leave the cells in the rows for **'Another gender'** blank (i.e., do not report 0). If you indicate 'No, some cells will have a value of less than 5 students,' your institution collects data on another gender, but some cells have a value of less than 5 students, do not report the data and leave the cells in the rows for 'Another gender' blank. If you indicate 'Yes,' but no students identified as another gender, please enter '0'.

Undergraduate students:


- Yes
- No, some cells will have a value of less than 5 students (do not report)
- No, my institution does not collect data on another gender

Graduate students:

- Yes
- No, some cells will have a value of less than 5 students (do not report)
- No, my institution does not collect data on another gender

Of the total students reported, how many students did you allocate to a binary gender category (Men/Women) because their gender was unknown or another gender than the provided categories?

	Number of students			
	Undergraduate students		Graduate students	
	Current Year	Prior year	Current Year	Prior year
<b>Grand total</b>	<b>19,888</b>	<b>18,889</b>	<b>33,849</b>	<b>33,162</b>
Gender unknown (i.e., gender information is not known or not collected).	0	0	0	0
<b>Another gender</b> (i.e., gender information is known but does not fall into either of the mutually exclusive binary categories provided [Men/Women]).				
<b>Total of Gender unknown + Another gender</b>	<b>0</b>	<b>0</b>	<b>0</b>	<b>0</b>
<b>Total of Students for whom gender is known and falls into one of the mutually exclusive binary categories provided [Men/Women]</b>	<b>19,888</b>	<b>18,889</b>	<b>33,849</b>	<b>33,162</b>

 You may use the box below to provide additional context for the data you have reported above. Context notes will be posted on the College Navigator website. Therefore, you should write all context notes using proper grammar (e.g., complete sentences with punctuation) and common language that can be easily understood by students and parents (e.g., spell out acronyms).

Institution: Georgia Institute of Technology-Main Campus (139755)


User ID: P1397551

Part A – 12-month Enrollment by Distance Education Status

**12-month Unduplicated Count - Distance Education Status**

July 1, 2022 – June 30, 2023

	Undergraduate Students		Graduate Students
	Degree/certificate-seeking	Non-degree/non-certificate-seeking	
Students <i>enrolled exclusively</i> in distance education courses	83	886	24,541
Students <i>enrolled in at least one but not all</i> distance education courses	7,325	32	1,153
Students <i>not enrolled in any</i> distance education courses	11,248	314	8,155
<b>Total (Carried forward from part A)</b>	<b>18,656</b>	<b>1,232</b>	<b>33,849</b>

 You may use the box below to provide additional context for the data you have reported above. Context notes will be posted on the College Navigator website. Therefore, you should write all context notes using proper grammar (e.g., complete sentences with punctuation) and common language that can be easily understood by students and parents (e.g., spell out acronyms).



Institution: Georgia Institute of Technology-Main Campus (139755)

User ID: P1397551

Part B - Instructional Activity

12-month Instructional Activity

July 1, 2022 - June 30, 2023

Instructional Activity Reporting Reminder:

- Instructional activity is used to **calculate** an IPEDS FTE based on the institution's reported calendar system.
- Graduate credit hour activity should not include any **doctor's – professional practice** activity, the total of those students' FTE is entered separately instead.

FTE Reporting Reminder:

- Institutions need not report their own calculations of undergraduate or graduate FTE unless IPEDS FTE **calculations** would be misleading for comparison purposes among all IPEDS reporting institutions.

Instructional Activity

	2022-23 total activity	Prior year data
Undergraduate level:		
Credit hour activity	521,383	490,809
Graduate level:		
Credit hour activity	461,481	465,551


Full-Time Equivalent (FTE) of Students

Calendar system (as reported on the prior year IC Header survey component):	Semester
---	----------

If the IPEDS **calculated** FTE estimates below are not reasonable, **AND** you have reported the correct instructional activity hours above, enter your best FTE estimate in the "Institution reported FTE" column below and save the page. This option should be used **ONLY** if the calculated estimate is not reasonable for your institution and IPEDS comparisons.

Please provide your best estimate of undergraduate and graduate FTE for the 12-month reporting period **only if the calculated FTE estimate below is not reasonable for IPEDS comparison purposes**. Please provide an explanation in the context box if the option is used due to Coronavirus Pandemic.

	Calculated FTE 2022-23	Institution reported FTE 2022-23	Prior year FTE 2021-22
Undergraduate student FTE	17,379	17,379	16,360
Graduate student FTE	19,228	19,228	19,398
<b>Total FTE students</b>	<b>36,607</b>	<b>36,607</b>	<b>35,758</b>

 Context notes will be posted on the College Navigator website. Therefore, you should write all context notes using proper grammar (e.g., complete sentences with punctuation) and common language that can be easily understood by students and parents (e.g., spell out acronyms).

Institution: Georgia Institute of Technology-Main Campus (139755)

User ID: P1397551

Part C – Unduplicated Count of Dual Enrolled Students

**12-month Unduplicated count of dual enrolled students**

July 1, 2022 – June 30, 2023

- The number of high school students enrolled in college courses for credit was reported in Part A as part of the non-degree/non-certificate-seeking unduplicated enrollment.
  - The number of high school students enrolled in college courses for credit reported in Part C will have some duplication with the non-degree/non-certificate-seeking enrollment students reported in Part A.
  - The number of high school students enrolled in college courses for credit reported in Part C should be less than the number of non-degree/non-certificate-seeking students reported in Part A unless all these students at your institution are high school students enrolled in college courses for credit.
- Report Hispanic/Latino individuals of any race as Hispanic/Latino
- Report race for non-Hispanic/Latino individuals only

In Part A, your institution reported the following number of students in the non-degree/non-certificate-seeking unduplicated headcount.	1,232
---	-------

	High school students enrolled in college courses for credit		
	Men	Women	Total
<u>U.S. Nonresident</u>	<input type="text" value="18"/>	<input type="text" value="6"/>	<b>24</b>
<u>Hispanic/Latino</u>	<input type="text" value="19"/>	<input type="text" value="12"/>	<b>31</b>
<u>American Indian or Alaska Native</u>	<input type="text" value="0"/>	<input type="text" value="0"/>	<b>0</b>
<u>Asian</u>	<input type="text" value="393"/>	<input type="text" value="185"/>	<b>578</b>
<u>Black or African American</u>	<input type="text" value="17"/>	<input type="text" value="8"/>	<b>25</b>
<u>Native Hawaiian or Other Pacific Islander</u>	<input type="text" value="0"/>	<input type="text" value="0"/>	<b>0</b>
<u>White</u>	<input type="text" value="134"/>	<input type="text" value="41"/>	<b>175</b>
<u>Two or more races</u>	<input type="text" value="23"/>	<input type="text" value="14"/>	<b>37</b>
<u>Race and ethnicity unknown</u>	<input type="text" value="8"/>	<input type="text" value="5"/>	<b>13</b>
<b>Total</b>	<b>612</b>	<b>271</b>	<b>883</b>

Institution: Georgia Institute of Technology-Main Campus (139755)

User ID: P1397551

Prepared by

**Prepared by**

Reporting Reminders:

- The name of the preparer is being collected so that we can follow up with the appropriate person in the event that there are questions concerning the data.
- The Keyholder will be copied on all email correspondence to other preparers.
- The time it took to prepare this component is being collected so that we can continue to improve our estimate of the reporting burden associated with IPEDS.
- Please include in your estimate the time it took for you to review instructions, query and search data sources, complete and review the component, and submit the data through the Data Collection System.
- Thank you for your assistance.

This survey component was prepared by:

<input checked="" type="radio"/>	Keyholder	<input type="radio"/>	SFA Contact	<input type="radio"/>	HR Contact
<input type="radio"/>	Finance Contact	<input type="radio"/>	Academic Library Contact	<input type="radio"/>	Other

Name:

Email:

How many staff from your institution only were involved in the data collection and reporting process of this survey component?

Number of Staff (including yourself)

How many hours did you and others from your institution only spend on each of the steps below when responding to this survey component?  
*Exclude the hours spent collecting data for state and other reporting purposes.*

Staff member	Collecting Data Needed	Revising Data to Match IPEDS Requirements	Entering Data	Revising and Locking Data
Your office	<input type="text" value="0.50"/> hours	<input type="text" value="0.00"/> hours	<input type="text" value="0.00"/> hours	<input type="text" value="0.00"/> hours
Other offices	<input type="text"/> hours	<input type="text"/> hours	<input type="text"/> hours	<input type="text"/> hours

Summary

12-Month Enrollment Component Summary

The purpose of this summary is to provide you an opportunity to view some of the data that, when accepted through the IPEDS quality control process, will appear on the [College Navigator](#) website and/or your institution's Data Feedback Report (DFR). In addition, all data reported in IPEDS survey components become publicly available through the [IPEDS Use the Data](#) and appear as aggregated statistics in various Department of Education reports. [College Navigator](#) is updated approximately three months after the data collection period closes and DFRs will be available through the [IPEDS Use the Data](#) and sent to your institution's CEO at the end of 2024.

Please review your data for accuracy. If you have questions about the data displayed below or after reviewing the data reported on the survey screens, please contact the IPEDS Help Desk at: 1-877-225-2568 or [ipedshelp@rti.org](mailto:ipedshelp@rti.org).

12-Month Unduplicated Headcount and Full-Time Equivalent Students		
Total 12-month unduplicated headcount enrollment		53,737
	Undergraduate student unduplicated headcount enrollment	19,888
	Graduate student unduplicated headcount enrollment	33,849
Total 12-month full-time equivalent (FTE) student enrollment		36,607
	Undergraduate student FTE enrollment	17,379
	Graduate student FTE enrollment	19,228
	Doctor's-professional practice FTE enrollment	

Total 12-month Undergraduate Student Characteristics		
Percent of undergraduate students who are female		39 %
Percent of undergraduate students who are full-time		86 %
Percent of undergraduate students who are enrolled exclusively in distance education courses		5 %
Percent of undergraduate students by U.S. resident status and race/ethnicity: Note: Race/ethnicity is not collected for U.S. Nonresidents.		
U.S. Resident		89 %
	American Indian or Alaska Native	0 %
	Asian	31 %
	Black or African American	8 %
	Hispanic/Latino	8 %
	Native Hawaiian or Pacific Islander	0 %
	White	37 %
	Two or More Races	4 %
	Race and ethnicity unknown	1 %
U.S. Nonresident		11 %

Total 12-month Graduate Student Characteristics		
Percent of graduate students who are female		27 %
Percent of graduate students who are full-time		25 %
Percent of graduate students who are enrolled exclusively in distance education courses		73 %
Percent of graduate students by U.S. resident status and race/ethnicity: Note: Race/ethnicity is not collected for U.S. Nonresidents.		
U.S. Resident		61 %
	American Indian or Alaska Native	0 %
	Asian	18 %
	Black or African American	4 %
	Hispanic/Latino	5 %
	Native Hawaiian or Pacific Islander	0 %
	White	30 %
	Two or More Races	2 %
	Race and ethnicity unknown	1 %
U.S. Nonresident		39 %

Institution: Georgia Institute of Technology-Main Campus (139755)

User ID: P1397551

[Edit Report](#)

12-month Enrollment

**There are no errors for the selected survey and institution.**