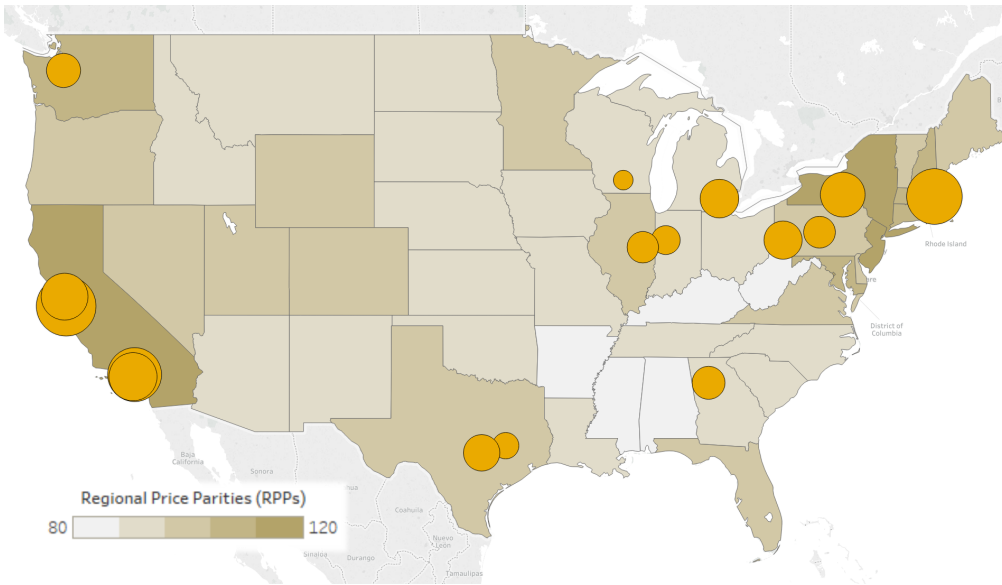


# FACULTY SALARY AT GEORGIA TECH PEER INSTITUTIONS

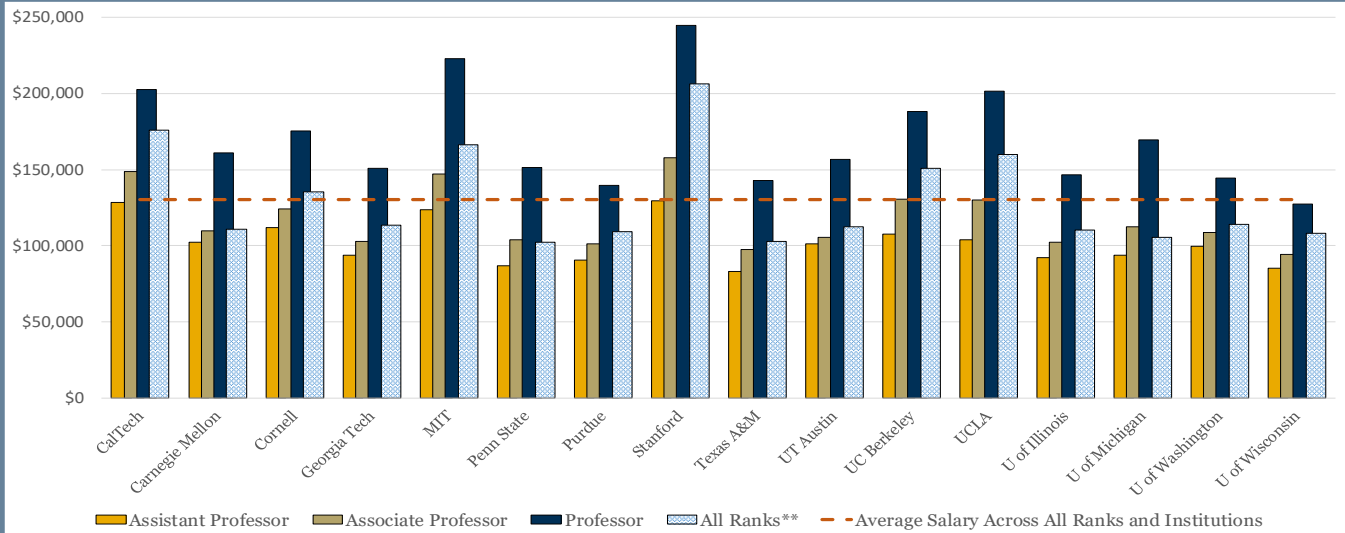
## AVERAGE FACULTY SALARY\* (2017-2018)



Stanford University	\$177,287	\$121,242	The University of Texas at Austin
Massachusetts Institute of Technology	\$164,691	\$117,616	University of Washington-Seattle Campus
California Institute of Technology	\$160,049	\$115,900	Georgia Institute of Technology-Main Campus
University of California-Los Angeles	\$145,035	\$114,179	Pennsylvania State University-Main Campus
University of California-Berkeley	\$142,132	\$113,784	University of Illinois at Urbana-Champaign
Cornell University	\$137,286	\$110,532	Purdue University-Main Campus
University of Michigan-Ann Arbor	\$125,182	\$107,839	Texas A & M University-College Station
Carnegie Mellon University	\$124,396	\$102,524	University of Wisconsin-Madison


\*Full-time instructional staff with academic rank of Assistant Professor, Associate Professor, or Professor  
Average faculty salary equated to 9-month full-time instructional staff.  
"Regional Price Parities (RPPs) measure the differences in price levels across states and metropolitan areas for a given year and are expressed as a percentage of the overall national price level." (U.S. Bureau of Economic Analysis)

## AVERAGE FACULTY SALARY BY ACADEMIC RANK



\*\*All Ranks includes Instructor, Lecturer, and No academic rank

## AVERAGE FACULTY SALARY ADJUSTED FOR REGIONAL PRICE PARITIES\*\*\*



\*\*\* "Regional Price Parities (RPPs) measure the differences in price levels across states and metropolitan areas for a given year and are expressed as a percentage of the overall national price level." (U.S. Bureau of Economic Analysis)

### Data Sources:

U.S. Department of Education. Integrated Postsecondary Education Data System (IPEDS). Institute of Education Sciences, National Center for Education Statistics.  
U.S. Bureau of Economic Analysis, 2016 SARPP Regional Price Parities by State